

町洋企業股份有限公司
DINKLE ENTERPRISE CO., LTD.

臺灣新北市五股區五權二路19號 (新北產業園區)
No.19, Wuquan 2nd Road., Wugu District,
New Taipei City 24890, Taiwan
TEL:+886-2-8069-9000 7705-6900
FAX:+886-2-2290-1702 (代表號)
E-mail:service@dinkle.com
Web:www.dinkle.com

町洋國際股份有限公司
DINKLE INTERNATIONAL CO., LTD.

臺灣新北市五股區五權二路19號 (新北產業園區)
No.19, Wuquan 2nd Road., Wugu District,
New Taipei City 24890, Taiwan
TEL:+886-2-8069-9000 7705-6900
FAX:+886-2-2290-1702
E-mail:service@dinkle.com
Web:www.dinkle.com

奧迪克國際有限公司
OPTIKLE INTERNATIONAL CO., LTD.

香港九龍九龍灣宏冠道6號 鴻力工業中心B座1樓29室
Room 29, 1/F, Block B, Proficient Industrial Center,
No.6 Wang Kwun Road, Kowloon Bay, Kowloon,
HONG KONG
TEL:+852-2795-3840 2758-8005
FAX:+852-2753-6919
E-mail:service@dinkle.com
Web:www.dinkle.com

町洋机电(中国)有限公司
DINKLE ELECTRIC MACHINERY (CHINA) CO., LTD.

江蘇省昆山市千燈鎮石浦興浦中路388號
No. 388, Xingpu Mid Road,
Shipu, Qiandeng Town, Kunshan City, Jiangsu Province 215343
China
TEL:+86-512-5708-8588
FAX:+86-512-5708-8600
E-mail:service@dinkle.com
Web:www.dinkle.com

东莞立洋电机有限公司
LIYAN ELECTRIC MACHINERY (DONGGUAN) CO., LTD.

廣東省東莞市黃江鎮雞啼崗村金錢嶺一街2號
No.2 1st street Jinqian Ridge, Jiming gang village,
Huangjiang town, Dongguan City, Guangdong Province
TEL:+86-769-8336-4350 8336-4370
FAX:+86-769-8384-8634
E-mail:service@dinkle.com
Web:www.dinkle.com



E-mail : service@dinkle.com

Web : www.dinkle.com

Dinkle remains the right of product modification and engineering change of design.
The catalogue is for reference only. The final product is made according to actual
engineering drawing.

弊社標準品に関しては、修正や設計変更等が行われるため、カタログは参考であり、
詳細仕様は図面を基準とする。

本公司對產品保有修改、設變權，目錄僅供參考，實際產品仍需依照工程圖面
為準。

DINKLE CORPORATION, USA

13748 Pike Road, Missouri City, Texas, USA 77489
TEL:+1-832-539-4703
Toll-Free:+1-844-273-1850
FAX:+1-832-532-7226
E-mail:service@dinkle.com
Web:www.dinkle.com

DINKLE S.R.L., ITALY

Via Stabilini n°14, 23864 Malgrate (LC), Italia
TEL:+39/0341176154
E-mail:service@dinkle.com
Web:www.dinkle.com

町洋电气贸易(上海)有限公司
DINKLE ELECTRIC TRADING (SHANGHAI) CO., LTD.


上海市徐匯區虹橋路3號港匯中心二座3706單元
Unit 3706, 2 Grand Gateway, No. 3 Hongqiao Road,
Xuhui District, Shanghai City.
TEL:+86-21-6487-0636 6427-3157
FAX:+86-21-3356-2500
E-mail:service@dinkle.com
Web:www.dinkle.com

北京辦事處
北京市海澱區知春路甲48號盈都大廈C座1單元5B
TEL:+86-10-5873-4338
FAX:+86-10-5873-4337

西安辦事處
陝西省西安市雁塔區科技路209號新西藍1-1-1705室
TEL:+86-29-8885-8475
FAX:+86-21-3356-2500

Terminal Block

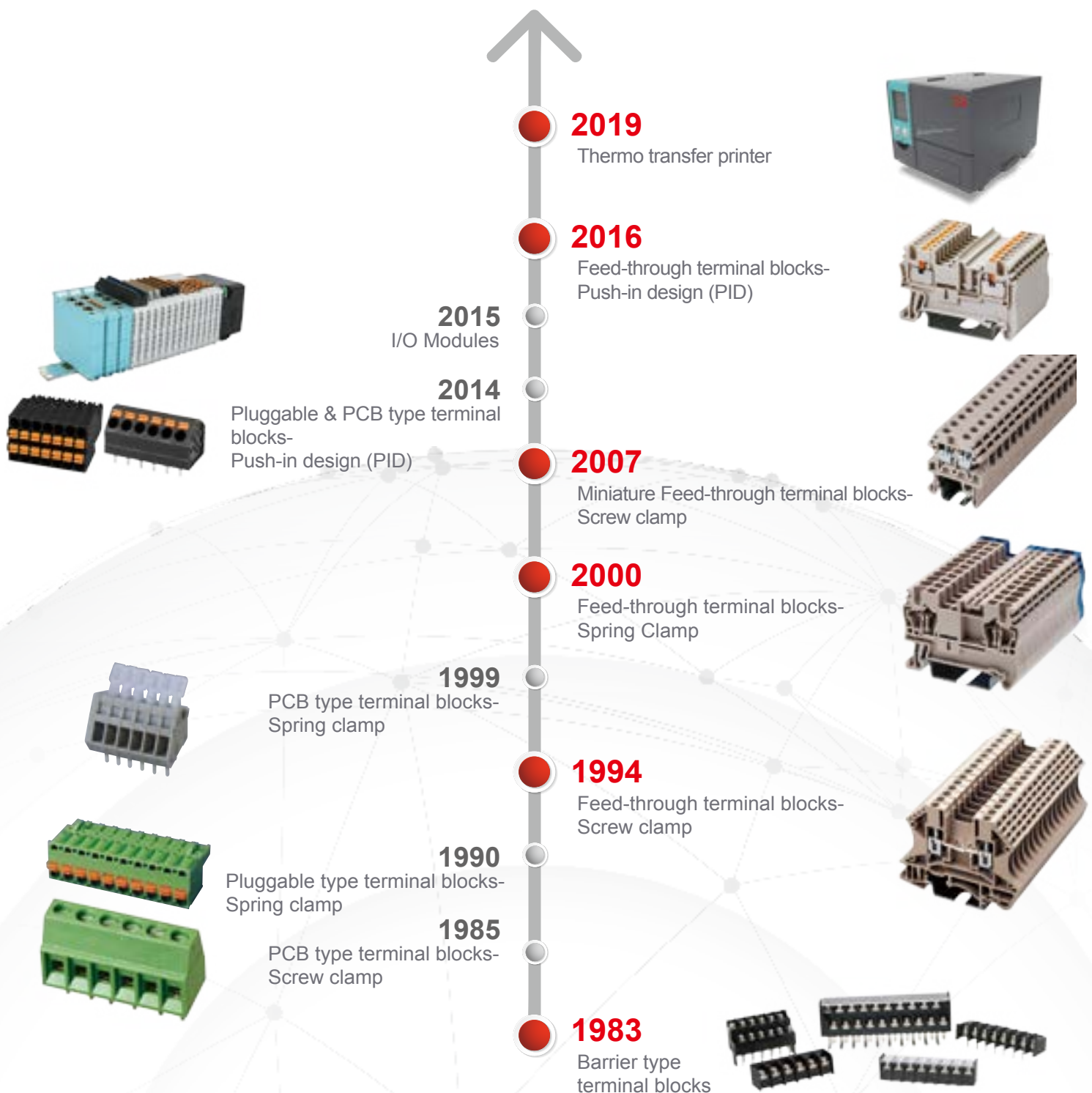
Delight Through Connections



Company Profile




Founded in 1983, Dinkle is one of the leading global manufacturers of electrical connection and components for industrial automation technology. The company develops and manufactures products in the fields for electrical connectivity, electrical cabinets and communication electronics. Dinkle has an R&D center with over 400 engineers, coupled with every component being manufactured in-house, ensures the outstanding product performance and quality. All production facilities are granted ISO 9001 and ISO 14001 certifications, and the products are certified by safety approvals including UL, VDE, and / or TUV.




Push-in Design Terminal Blocks


Feed-through PID Terminal Blocks

DP..		
	1.5 mm ²	P.3
	2.5 mm ²	P.3
	4 mm ²	P.3
	6 mm ²	P.4
	10 mm ²	P.4
	16 mm ²	P.4


Feed-through PID Grounding Terminal Blocks

DP..PE		
	1.5 mm ²	P.11
	2.5 mm ²	P.11
	4 mm ²	P.11
	6 mm ²	P.12
	10 mm ²	P.12
	16 mm ²	P.12


Feed-through PID 3 Conductor Terminal Blocks

DP..TN		
	1.5 mm ²	P.5
	2.5 mm ²	P.5
	4 mm ²	P.5
	6 mm ²	P.6
	10 mm ²	P.6


PID 3 Conductor Grounding Terminal Blocks

DP..TN-PE		
	1.5 mm ²	P.13
	2.5 mm ²	P.13
	4 mm ²	P.13
	6 mm ²	P.14
	10 mm ²	P.14


Feed-through PID 4 Conductor Terminal Blocks

DP..TR		
	1.5 mm ²	P.7
	2.5 mm ²	P.7
	4 mm ²	P.7
	6 mm ²	P.8


PID 4 Conductor Grounding Terminal Blocks

DP..TR-PE		
	1.5 mm ²	P.15
	2.5 mm ²	P.15
	4 mm ²	P.15
	6 mm ²	P.16


Feed-through PID Bi-Level Terminal Blocks

DPP..		
	1.5 mm ²	P.9
	2.5 mm ²	P.9
	4 mm ²	P.9


Feed-through PID Bi-Level Grounding Terminal Blocks

DPP..-PE		
	1.5 mm ²	P.17
	2.5 mm ²	P.17
	4 mm ²	P.17


Feed-through PID Tri-Level Terminal Blocks

	DP2.5-3L	P.10
	DP2.5-3L-PV	P.10


PID Tri-Level Terminal Block with PE Foot

	DP2.5-3L-L3PE	P.18
---	---------------	------


Sensor / Actuator Terminal Blocks

	DP2.5-ES	P.19
	0207-01XX	P.19


PID Plug-in Connection Terminal Blocks

	DP2.5/1P	P.20
	DP2.5PG-XXP	P.20
	DP-PZ-XXP	P.20
	DP-PR	P.20


Fuse and Disconnect Terminal Blocks

	DP4-TFU	P.21
	DP4-TFU(5X20)	P.21
	DP-FU(5X20)	P.21

Test Disconnect Terminal Blocks


	DPTL6	P.22
	DPTD6	P.22

Diode Terminal Blocks


	DPTD6-D05	P.23
	DPTD6-D06	P.23

Feed-Through Screw Connection Terminal Blocks

Feed-through Screw Connection Terminal Blocks

DK..N		
	2.5 mm ²	P.25
	4 mm ²	P.25
	6 mm ²	P.25
	10 mm ²	P.26
	16 mm ²	P.26
	35 mm ²	P.27


Feed-through Screw Grounding Terminal Blocks

DK..N-PE		
	2.5 mm ²	P.34
	4 mm ²	P.34
	6 mm ²	P.34
	10 mm ²	P.35
	16 mm ²	P.35


Feed-through Screw Connection Terminal Blocks

DK..H		
	16 mm ²	P.26
	35 mm ²	P.27

Screw Connection Grounding Terminal Blocks

DK..-PE		
	2.5 mm ²	P.38
	4 mm ²	P.38
	10 mm ²	P.39
	16 mm ²	P.39
	50 mm ²	P.39
	95 mm ²	P.39


DK

	50 mm ²	P.27
	95 mm ²	P.28
	150 mm ²	P.28
	240 mm ²	P.28


DK..H-PE

	35 mm ²	P.39
---	--------------------	------


Feed-through Screw 3 Conductor Terminal Blocks

DK..N-TN		
	2.5 mm ²	P.29
	4 mm ²	P.29
	6 mm ²	P.29
	10 mm ²	P.30


Screw 3 Conductor Grounding Terminal Blocks

DK..N-TN-PE		
	2.5 mm ²	P.36
	4 mm ²	P.36


Feed-through Screw 4 Conductor Terminal Blocks

DK..N-TR		
	2.5 mm ²	P.31
	4 mm ²	P.31


Screw 4 Conductor Grounding Terminal Blocks

DK..N-TR-PE		
	2.5 mm ²	P.37
	4 mm ²	P.37

Feed-through Screw Bi-Level Terminal Blocks


DKK..N		
	2.5 mm ²	P.32
	4 mm ²	P.32

Feed-through Screw Bi-Level Terminal Blocks


DKK..N-PV		
	2.5 mm ²	P.33
	4 mm ²	P.33

Feed-Through Screw Connection Terminal Blocks


Basic disconnect Terminal Blocks

DK..N-T		
	2.5mm ² 4 mm ²	P.43 P.43


Bi-Level Basic Disconnect Terminal Blocks


DKK..N-T		
	2.5 mm ² 4 mm ²	P.43 P.43


Disconnect Terminal Blocks


DK..N-TP		
	2.5 mm ² 4 mm ²	P.44 P.45


Bi-Level Disconnect Terminal Blocks

DKK..N-TP		
	2.5 mm ² 4 mm ²	P.46 P.47

DK..N-TG		
	2.5 mm ² 4 mm ²	P.44 P.45


DKK..N-TG		
	2.5 mm ² 4 mm ²	P.46 P.47

DK..N-CP		
	2.5 mm ² 4 mm ²	P.44 P.45

DKK..N-CP		
	2.5 mm ² 4 mm ²	P.46 P.47

Lever-Type Fuse Disconnect Terminal Blocks

	DK4N-TF(5X20) DK4N-TFL(5X20)	P.48 P.48
---	---------------------------------	--------------

	DKK4-TF(5X20)	P.48
---	---------------	------

Fuse and Disconnect Terminal Blocks


	DK10-TF(5X20)	P.49		
---	---------------	------	--	--


Test Disconnect Terminal Blocks


	DKTD6N	P.50		
	DKTD6	P.51		DKTL6 P.51

Feed-Through Screw Connection Terminal Blocks

Plug-in Connection Terminal Blocks


DKES..		
	1.5 mm ²	P.40

	1.5 mm ²	P.40
---	---------------------	------

DKES..M-XXP		
	1.5 mm ²	P.40

--	--	--


Miniature Screw Connection Terminal Blocks

DK..S		
	2.5 mm ² 4 mm ² 6 mm ²	P.41 P.41 P.41

DIN Rail Connector


2EHDRD..		
	2EHDRD 2EHDRDM	P.55 P.55

Screw Panel Type Terminal Blocks


PM..N		
	2.5 mm ² 4 mm ² 6 mm ²	P.53 P.53 P.53

--	--	--

Spring Panel Type Terminal Blocks


PM..WN		
	2.5 mm ²	P.54


Spring Panel Type Terminal Blocks

PMM..WN		
	2.5 mm ²	P.54

Stud Terminal Blocks

DKM..		
	5 (16 mm ²) 6 (35 mm ²) 8 (50 mm ²) 10 (120 mm ²) 16 (120 mm ²)	P.57 P.57 P.57 P.58 P.58

DKMW..		
	8 (70 mm ²)	P.58

DKM..-2		
	6 (35 mm ²) 8 (50 mm ²) 10 (120 mm ²)	P.59 P.59 P.59

--	--	--

Feed-Through Screw Connection Terminal Blocks

Busbar Clamps

DKZ..			Busbar Holder		
	6 mm ²	P.61		DSH1	P.62
	16 mm ²	P.61		DSH2	P.62
	35 mm ²	P.61		DSHG	P.62
	70 mm ²	P.61~62			
	120 mm ²	P.62			

Accessories

Busbar	P.62			
End bracket	P.64			
Marking block	P.64			
Separating disk	P.65			
Partition plate	P.65~66			
Reducing bridges	P.67			
Plug-in bridges	P.67			
Insertion bridges	P.68			
Fuse	P.69			
Rail cap	P.69			
DIN rail & rail cutter	P.70			
Marking system	P.72			
Marking labels	P.73~74			
Hand tools	P.77			
Ferrules	P.78~79			

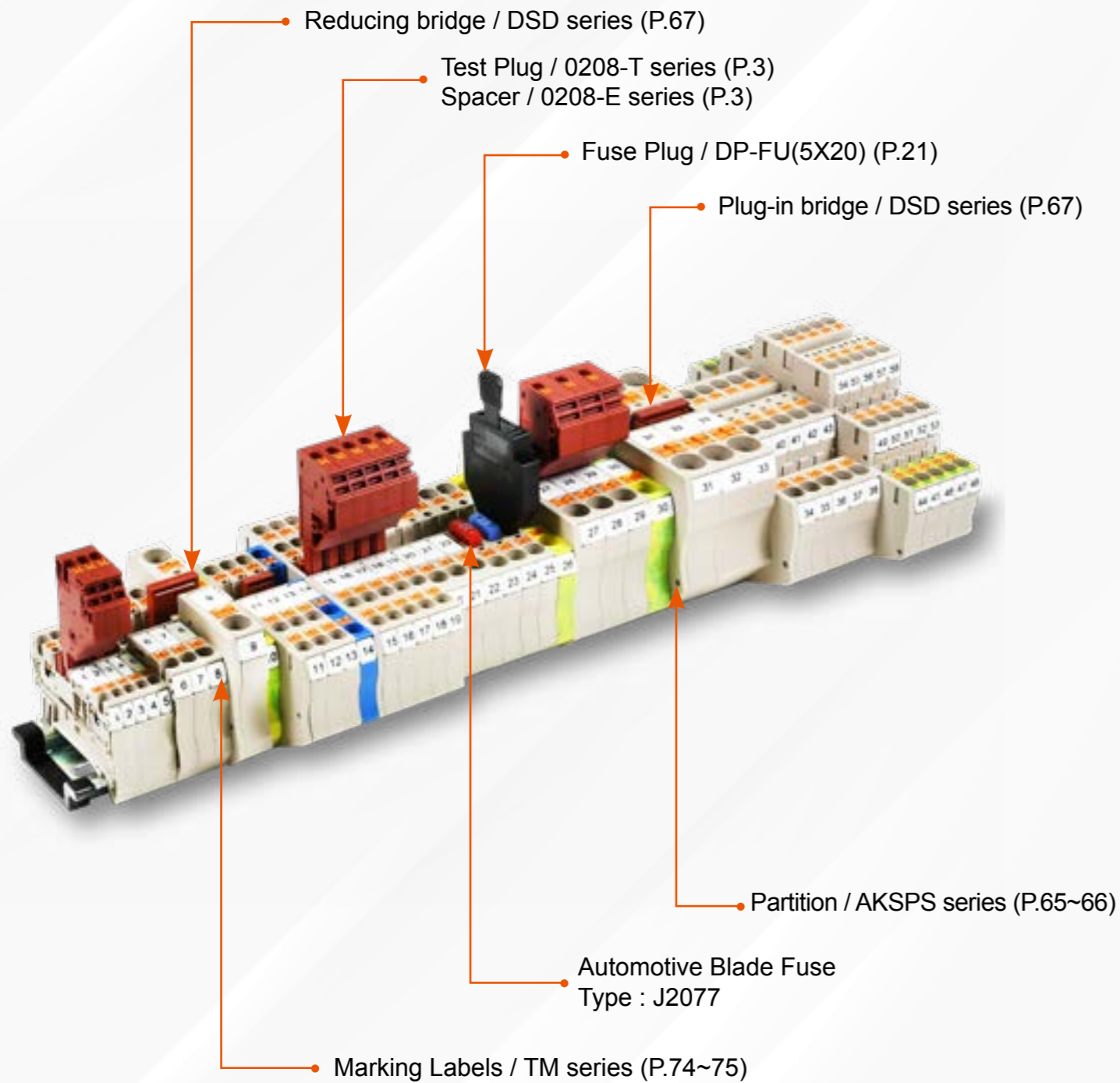
Push-In Design Terminal




- Push-In Design (PID) is a very popular wiring mechanism. This is accomplished with S-cage, a design that combines the concept of spring and wire cage for an efficient and reliable connection.
- The main characteristic of PID includes inserting solid wires and stranded wires with ferrule easily without tools. The spring offers a high clamping force on the conductor, which provides a stable conductivity through every wired component.
- PID terminal blocks have a reliable connection compared to the conventional screw type, but with a more efficient installation method, that results in time and labor cost saving during field wiring.
- Dinkle's PID product series is definitely worthy of your trust and application.

Dinkle remains the right of product modification and engineering change of design. The catalogue is for reference only. The final product is made according to actual engineering drawing.

弊社標準品に関しては、修正や設計変更等が行われるため、カタログは参考であり、詳細仕様は図面を基準とする。
本公司对产品保有修改、设变权，目录仅供参考，实际产品仍需依照工程图面为准。




Feed-through PID Terminal Blocks




DP series is suitable for applications with limited space. PID structure allows quick wire connection without tools. Solid wires and stranded wires with ferrules can be inserted directly, providing convenient wiring solution and saving labor time.

DP..




DP1.5		
Rated Data	UL	IEC
Rated Voltage (V)	300	500
Rated Current (A)	15	17.5
Rated impulse voltage	6KV	
Wire range (AWG/mm ²)	26~14 0.14~1.5	
Connection Capacity		
Max. Solid (mm ²)	1.5	
Max. Stranded (mm ²)	1.5	
General Data		
Stripping length (mm)	8	
Insulation material	PA	
T / W (mm)	3.5 / 46.5	
H / H on TS-35 (mm)	30.6 / 32	
Package	100	

Color	Part number	Package
■	DP1.5-RD	100
■	DP1.5-BL	100
Part number	Package	
DP1.5C	50	
AKSPS-001	50	
DSD03-1.502	50	
DSD03-1.503	50	
DSD03-1.504	50	
DSD03-1.505	10	
DSD03-1.510	10	
DSD03-1.5/2.5 DSD03-1.5/4		
0208-T004		
0208-E004		
TM46W / TM41W	10	
TS-35	20	
0.4 x 2.5 DNT11-0102		
Page 78~79		



DP2.5		
Rated Data	UL	IEC
Rated Voltage (V)	600	800
Rated Current (A)	20	24
Rated impulse voltage	8KV	
Wire range (AWG/mm ²)	26~12 0.14~2.5	
Connection Capacity		
Max. Solid (mm ²)	4	
Max. Stranded (mm ²)	2.5	
General Data		
Stripping length (mm)	10	
Insulation material	PA	
T / W (mm)	5.1 / 49	
H / H on TS-35 (mm)	35 / 36.5	
Package	100	

Color	Part number	Package
■	DP2.5-RD	100
■	DP2.5-BL	100
Part number	Package	
DP2.5C	50	
AKSPS-001	50	
DSD01-2.502N	50	
DSD01-2.503N	50	
DSD01-2.504N	50	
DSD01-2.505N	10	
DSD01-2.510N	10	
DSD03-1.5/2.5 DSD03-2.5/4		
0208-T001		
0208-E001		
TM47W / TM42W	10	
TS-35	20	
0.6 x 3.5 DNT11-0107		
Page 78~79		

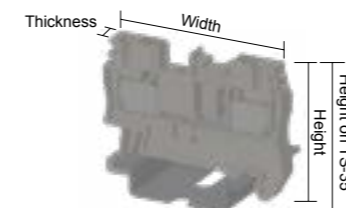


DP4		
Rated Data	UL	IEC
Rated Voltage (V)	600	800
Rated Current (A)	30	32
Rated impulse voltage	8KV	
Wire range (AWG/mm ²)	24~10	0.2~4
Connection Capacity		
Max. Solid (mm ²)	6	
Max. Stranded (mm ²)	4	
General Data		
Stripping length (mm)	12	
Insulation material	PA	
T / W (mm)	6.1 / 57	
H / H on TS-35 (mm)	35 / 36.5	
Package	100	

Color	Part number	Package
■	DP4-RD	100
■	DP4-BL	100
Part number	Package	
DP4C	50	
AKSPS-001	50	
DSD01-402N	50	
DSD01-403N	50	
DSD01-404N	50	
DSD01-405N	10	
DSD01-410N	10	
DSD03-1.5/4 DSD03-2.5/4		
0208-T002		
0208-E002		
TM48W / TM43W	10	
TS-35	20	
0.8 x 4 DNT11-0109		
Page 78~79		

Accessories

End cover	
Partition plate	
Plug-in bridge	
2	
3	
4	
5	
10	
Reducing bridge	
Test plug	
Spacer	
Marking label Center/Outer	
DIN Rail	
Tool (mm)	
Ferrule	




Test Plug	
Part Number	Package
0208-T001	50
0208-T002	50
0208-T003	50
0208-T004	50

Spacer	
Part Number	Package
0208-E001	50
0208-E002	50
0208-E003	50
0208-E004	50




Feed-through PID Terminal Blocks




DP series is suitable for applications with limited space. PID structure allows quick wire connection without tools. Solid wires and stranded wires with ferrules can be inserted directly, providing convenient wiring solution and saving labor time.

DP..



DP6		
Rated Data	UL	IEC
Rated Voltage (V)	600	1000
Rated Current (A)	40	41
Rated impulse voltage	8KV	
Wire range (AWG/mm ²)	20~8	0.5~6
Connection Capacity		
Max. Solid (mm ²)	10	
Max. Stranded (mm ²)	6	
General Data		
Stripping length (mm)	12	
Insulation material	PA	
T / W (mm)	8 / 57.8	
H / H on TS-35 (mm)	42 / 43.5	
Package	50	

Color	Part number	Package
■	DP6-RD	50
■	DP6-BL	50
Accessories	Part number	Package
	DP6C	50
	AKSPS-002	50
	DSD01-602N	50
	DSD01-603N	50
	DSD01-604N	50
	DSD01-605N	10
	DSD01-610N	10
	0208-T003	
	0208-E003	
	TM49W / TM44W	10
	TS-35	20
	0.8 x 4 DNT11-0109	
	Page 78~79	



DP10		
Rated Data	UL	IEC
Rated Voltage (V)	600	1000
Rated Current (A)	60	57
Rated impulse voltage	8KV	
Wire range (AWG/mm ²)	20~6	0.5~10
Connection Capacity		
Max. Solid (mm ²)	16	
Max. Stranded (mm ²)	10	
General Data		
Stripping length (mm)	18	
Insulation material	PA	
T / W (mm)	10 / 69	
H / H on TS-35 (mm)	49.2 / 50.1	
Package	50	

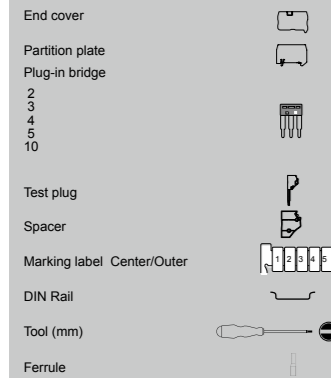
Color	Part number	Package
■	DP10-RD	50
■	DP10-BL	50
Accessories	Part number	Package
	DP10C	50
	DSD01-1002N	50
	DSD01-1003N	50
	DSD01-1004N	50
	DSD01-1005N	10
	DSD01-1010N	10




DP16		
Rated Data	UL	IEC
Rated Voltage (V)	600	1000
Rated Current (A)	82	76
Rated impulse voltage	8KV	
Wire range (AWG/mm ²)	20~4	0.5~16
Connection Capacity		
Max. Solid (mm ²)	25	
Max. Stranded (mm ²)	16	
General Data		
Stripping length (mm)	18	
Insulation material	PA	
T / W (mm)	12 / 76.5	
H / H on TS-35 (mm)	53.1 / 54.3	
Package	50	

Color	Part number	Package
■	DP16-RD	50
■	DP16-BL	50
Accessories	Part number	Package
	DP16C	50
	DSD01-1602N	50
	DSD01-1603N	50
	DSD01-1604N	50
	DSD01-1605N	10
	DSD01-1610N	10

Accessories




Feed-through PID 3 Conductor Terminal Blocks



DP..-TN series is a 3 port terminal block. PID structure allows quick wire connection without tools. Solid wires and stranded wires with ferrules can be inserted directly, providing convenient wiring solution and saving labor time.


With plug-in bridge, DP..-TN can connect two or more terminal blocks in parallel. Marking labels are compatible for clear identification.

DP..-TN




DP1.5-TN		
Rated Data	UL	IEC
Rated Voltage (V)	300	500
Rated Current (A)	15	17.5
Rated impulse voltage	6KV	
Wire range (AWG/mm ²)	26~14	0.14~1.5
Connection Capacity		
Max. Solid (mm ²)	1.5	
Max. Stranded (mm ²)	1.5	
General Data		
Stripping length (mm)	8	
Insulation material	PA	
T / W (mm)	3.5 / 58	
H / H on TS-35 (mm)	30.6 / 32	
Package	100	

Color	Part number	Package
■	DP1.5-TN-RD	100
■	DP1.5-TN-BL	100
Accessories	Part number	Package
	DP1.5C-TN	50
	AKSPS-003	50
	DSD03-1.502	50
	DSD03-1.503	50
	DSD03-1.504	50
	DSD03-1.505	10
	DSD03-1.510	10
	DSD03-1.5/2.5 DSD03-1.5/4	
	0208-T004	
	0208-E004	
	TM46W / TM41W	10
	TS-35	20
	0.4 x 2.5 DNT11-0102	
	Page 78~79	



DP2.5-TN		
Rated Data	UL	IEC
Rated Voltage (V)	600	800
Rated Current (A)	20	24
Rated impulse voltage	8KV	
Wire range (AWG/mm ²)	26~12	0.14~2.5
Connection Capacity		
Max. Solid (mm ²)	4	
Max. Stranded (mm ²)	2.5	
General Data		
Stripping length (mm)	10	
Insulation material	PA	
T / W (mm)	5.1 / 60.8	
H / H on TS-35 (mm)	35 / 36.5	
Package	50	

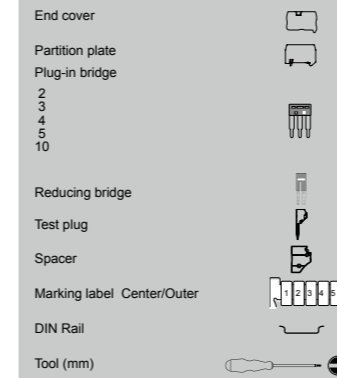
Color	Part number	Package
■	DP2.5-TN-RD	50
■	DP2.5-TN-BL	50
Accessories	Part number	Package
	DP2.5C-TN	50
	AKSPS-003	50
	DSD01-2.502N	50
	DSD01-2.503N	50
	DSD01-2.504N	50
	DSD01-2.505N	10
	DSD01-2.510N	10
	DSD03-1.5/2.5 DSD03-2.5/4	
	0208-T001	
	0208-E001	
	TM47W / TM42W	10
	TS-35	20
	0.6 x 3.5 DNT11-0107	
	Page 78~79	




DP4-TN		
Rated Data	UL	IEC
Rated Voltage (V)	600	800
Rated Current (A)	30	32
Rated impulse voltage	8KV	
Wire range (AWG/mm ²)	24~10	0.2~4
Connection Capacity		
Max. Solid (mm ²)	6	
Max. Stranded (mm ²)	4	
General Data		
Stripping length (mm)	12	
Insulation material	PA	
T / W (mm)	6.1 / 67.3	
H / H on TS-35 (mm)	35 / 36.5	
Package	50	

Color	Part number	Package
■	DP4-TN-RD	50
■	DP4-TN-BL	50
Accessories	Part number	Package
	DP4C-TN	50
	AKSPS-003	50
	DSD01-402N	50
	DSD01-403N	50
	DSD01-404N	50
	DSD01-405N	10
	DSD01-410N	10
	DSD03-1.5/4 DSD03-2.5/4	
	0208-T002	
	0208-E002	
	TM48W / TM43W	10
	TS-35	20
	0.8 x 4 DNT11-0109	
	Page 78~79	

Accessories




Feed-through PID 3 Conductor Terminal Blocks



DP..-TN series is a 3 port terminal block. PID structure allows quick wire connection without tools. Solid wires and stranded wires with ferrules can be inserted directly, providing convenient wiring solution and saving labor time.


With plug-in bridge, DP..-TN can connect two or more terminal blocks in parallel. Marking labels are compatible for clear identification.

DP..-TN



DP6-TN		
Rated Data	UL	IEC
Rated Voltage (V)	600	1000
Rated Current (A)	40	41
Rated impulse voltage	8KV	
Wire range (AWG/mm ²)	20~8	0.5~6
Connection Capacity		
Max. Solid (mm ²)	10	
Max. Stranded (mm ²)	6	
General Data		
Stripping length (mm)	12	
Insulation material	PA	
T / W (mm)	8 / 74.6	
H / H on TS-35 (mm)	42 / 43.5	
Package	50	

Color	Part number	Package
■	DP6-TN-RD	50
■	DP6-TN-BL	50
Part number	Package	
DP6C-TN	50	
AKSPS-003	50	
DSD01-602N	50	
DSD01-603N	50	
DSD01-604N	50	
DSD01-605N	10	
DSD01-610N	10	
0208-T003		
0208-E003		
TM49W / TM44W	10	
TS-35	20	
0.8 x 4 DNT11-0109		
Page 78~79		




DP10-TN		
Rated Data	UL	IEC
Rated Voltage (V)	600	1000
Rated Current (A)	60	57
Rated impulse voltage	8KV	
Wire range (AWG/mm ²)	20~6	0.5~10
Connection Capacity		
Max. Solid (mm ²)	16	
Max. Stranded (mm ²)	10	
General Data		
Stripping length (mm)	18	
Insulation material	PA	
T / W (mm)	10 / 90.5	
H / H on TS-35 (mm)	49.2 / 50.1	
Package	50	

Color	Part number	Package
■	DP10-TN-RD	50
■	DP10-TN-BL	50
Part number	Package	
DP10C-TN	50	
DSD01-1002N	50	
DSD01-1003N	50	
DSD01-1004N	50	
DSD01-1005N	10	
DSD01-1010N	10	
0208-T004		
0208-E004		
TM50W / TM45W	10	
TS-35	20	
1.0 x 5.5 DNT11-0111		
Page 78~79		

Accessories

End cover	
Partition plate	
Plug-in bridge	
2	
3	
4	
5	
10	
Test plug	
Spacer	
Marking label Center/Outer	
DIN Rail	
Tool (mm)	
Ferrule	

Feed-through PID 4 Conductor Terminal Blocks




DP..-TR is a 4 port terminal block. This compact design is suitable for flexible connection in power distribution.

PID structure allows quick wire connection without tools. Solid wires and stranded wires with ferrules can be inserted directly, providing convenient wiring solution and saving labor time.


With plug-in bridge, DP..-TR can connect two or more terminal blocks in parallel. Marking labels are compatible for clear identification.

DP..-TR




DP1.5-TR		
Rated Data	UL	IEC
Rated Voltage (V)	300	500
Rated Current (A)	15	17.5
Rated impulse voltage	6KV	
Wire range (AWG/mm ²)	26~14	0.14~1.5
Connection Capacity		
Max. Solid (mm ²)	1.5	
Max. Stranded (mm ²)	1.5	
General Data		
Stripping length (mm)	8	
Insulation material	PA	
T / W (mm)	3.5 / 69.5	
H / H on TS-35 (mm)	30.63 / 32	
Package	50	

Color	Part number	Package
■	DP1.5-TR-RD	50
■	DP1.5-TR-BL	50
Part number	Package	
DP1.5C-TR	50	
AKSPS-004	50	
DSD03-1.502	50	
DSD03-1.503	50	
DSD03-1.504	50	
DSD03-1.505	10	
DSD03-1.510	10	
DSD03-1.5/2.5 DSD03-1.5/4		
0208-T004		
0208-E004		
TM46W / TM41W	10	
TS-35	20	
0.4 x 2.5 DNT11-0102		
Page 78~79		



DP2.5-TR		
Rated Data	UL	IEC
Rated Voltage (V)	600	800
Rated Current (A)	20	24
Rated impulse voltage	8KV	
Wire range (AWG/mm ²)	26~12	0.14~2.5
Connection Capacity		
Max. Solid (mm ²)	4	
Max. Stranded (mm ²)	2.5	
General Data		
Stripping length (mm)	10	
Insulation material	PA	
T / W (mm)	5.1/72.6	
H / H on TS-35 (mm)	35 / 36.5	
Package	50	

Color	Part number	Package
■	DP2.5-TR-RD	50
■	DP2.5-TR-BL	50
Part number	Package	
DP2.5C-TR	50	
AKSPS-004	50	
DSD01-2.502N	50	
DSD01-2.503N	50	
DSD01-2.504N	50	
DSD01-2.505N	10	
DSD01-2.510N	10	
DSD03-1.5/2.5 DSD03-2.5/4		
0208-T001		
0208-E001		
TM47W / TM42W	10	
TS-35	20	
0.6 x 3.5 DNT11-0107		
Page 78~79		



DP4-TR		
Rated Data	UL	IEC
Rated Voltage (V)	600	800
Rated Current (A)	30	32
Rated impulse voltage	8KV	
Wire range (AWG/mm ²)	24~10	0.2~4
Connection Capacity		
Max. Solid (mm ²)	6	
Max. Stranded (mm ²)	4	
General Data		
Stripping length (mm)	12	
Insulation material	PA	
T / W (mm)	6.1/80.4	
H / H on TS-35 (mm)	35 / 36.5	
Package	50	

Color	Part number	Package
■	DP4-TR-RD	50
■	DP4-TR-BL	50
Part number	Package	
DP4C-TR	50	
AKSPS-005	50	
DSD01-402N	50	
DSD01-403N	50	
DSD01-404N	50	
DSD01-405N	10	
DSD01-410N	10	
DSD03-1.5/4 DSD03-2.5/4		
0208-T002		
0208-E002		
TM48W / TM43W	10	
TS-35	20	
0.8 x 4 DNT11-0109		
Page 78~79		

Accessories

End cover	
Partition plate	
Plug-in bridge	
2	
3	
4	
5	
10	
Reducing bridge	
Test plug	
Spacer	
Marking label Center/Outer	
DIN Rail	
Tool (mm)	
Ferrule	

Feed-through PID 4 Conductor Terminal Blocks

PID




DP..-TR is a 4 port terminal block. This compact design is suitable for flexible connection in power distribution.

PID structure allows quick wire connection without tools. Solid wires and stranded wires with ferrules can be inserted directly, providing convenient wiring solution and saving labor time.

With plug-in bridge, DP..-TN can connect two or more terminal blocks in parallel. Marking labels are compatible for clear identification

DP..-TR




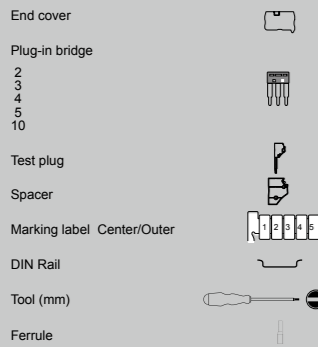
DP6-TR

Rated Data	UL	IEC
Rated Voltage (V)	600	1000
Rated Current (A)	40	41
Rated impulse voltage		8KV
Wire range (AWG/mm ²)	20~8	0.5~6
Connection Capacity		
Max. Solid (mm ²)		10
Max. Stranded (mm ²)		6
General Data		
Stripping length (mm)		12
Insulation material		PA
T / W (mm)		8 / 91.4
H / H on TS-35 (mm)		42 / 43.5
Package		50

Color	Part number	Package
■	DP6-TR-RD	50
■	DP6-TR-BL	50

Part number	Package
DP6C-TR	50
DSD01-602N	50
DSD01-603N	50
DSD01-604N	50
DSD01-605N	10
DSD01-610N	10
0208-T003	
0208-E003	
TM49W / TM44W	10
TS-35	20
0.8 x 4 DNT11-0109	
Page 78~79	

Accessories




DP6-TR

Rated Data	UL	IEC
Rated Voltage (V)		
Rated Current (A)		
Rated impulse voltage		
Wire range (AWG/mm ²)		
Connection Capacity		
Max. Solid (mm ²)		
Max. Stranded (mm ²)		
General Data		
Stripping length (mm)		
Insulation material		
T / W (mm)		
H / H on TS-35 (mm)		
Package		

Color	Part number	Package
■	DP6-TR-RD	50
■	DP6-TR-BL	50

Part number	Package
DP6C-TR	50
DSD01-602N	50
DSD01-603N	50
DSD01-604N	50
DSD01-605N	10
DSD01-610N	10
0208-T003	
0208-E003	
TM49W / TM44W	10
TS-35	20
0.8 x 4 DNT11-0109	
Page 78~79	



DP6-TR

Rated Data	UL	IEC
Rated Voltage (V)		
Rated Current (A)		
Rated impulse voltage		
Wire range (AWG/mm ²)		
Connection Capacity		
Max. Solid (mm ²)		
Max. Stranded (mm ²)		
General Data		
Stripping length (mm)		
Insulation material		
T / W (mm)		
H / H on TS-35 (mm)		
Package		

Color	Part number	Package
■	DP6-TR-RD	50
■	DP6-TR-BL	50

Part number	Package
DP6C-TR	50
DSD01-602N	50
DSD01-603N	50
DSD01-604N	50
DSD01-605N	10
DSD01-610N	10
0208-T003	
0208-E003	
TM49W / TM44W	10
TS-35	20
0.8 x 4 DNT11-0109	
Page 78~79	


Feed-through PID Bi-Level Terminal Blocks

PID



DPP is a double layer design, with each layer connecting independently. This reduces the installation space requirement by 50%. Each layer can be further bridged in parallel and labeled for identification. Test plugs can be used for testing and measurement purpose.

DPP..




DPP1.5

Rated Data	UL	IEC
Rated Voltage (V)	300	500
Rated Current (A)	15	17.5
Rated impulse voltage		6KV
Wire range (AWG/mm ²)	26~14	0.14~1.5
Connection Capacity		
Max. Solid (mm ²)		1.5
Max. Stranded (mm ²)		1.5
General Data		
Stripping length (mm)		8
Insulation material		PA
T / W (mm)		3.5 / 69
H / H on TS-35 (mm)		41.2 / 42.7
Package		50

Color	Part number	Package
■	DPP1.5-RD	100
■	DPP1.5-BL	100

Part number	Package
DPP1.5C	50
DSD03-1.502	50
DSD03-1.503	50
DSD03-1.504	50
DSD03-1.505	10
DSD03-1.510	10
0208-T004	
0208-E004	
- / TM41W	10
TS-35	20
0.4 x 2.5 DNT11-0102	
Page 78~79	




DPP2.5

Rated Data	UL	IEC
Rated Voltage (V)	300	500
Rated Current (A)	20	22
Rated impulse voltage		6KV
Wire range (AWG/mm ²)	26~12	0.14~2.5
Connection Capacity		
Max. Solid (mm ²)		4
Max. Stranded (mm ²)		2.5
General Data		
Stripping length (mm)		10
Insulation material		PA
T / W (mm)		5.1 / 69
H / H on TS-35 (mm)		46 / 47.5
Package		100

Color	Part number	Package
■	DPP2.5-RD	100
■	DPP2.5-BL	100

Part number	Package
DPP2.5C	50
DSD01-2.502N	50
DSD01-2.503N	50
DSD01-2.504N	50
DSD01-2.505N	10
DSD01-2.510N	10
0208-T001	
0208-E001	
- / TM42W	10
TS-35	20
0.6 x 3.5 DNT11-0107	
Page 78~79	



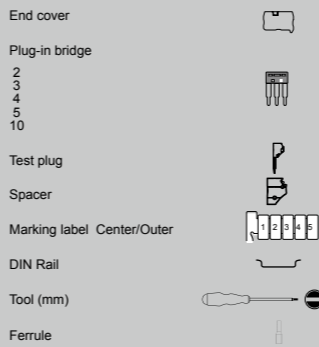
DPP4

Rated Data	UL	IEC
Rated Voltage (V)	300	500
Rated Current (A)	30	28
Rated impulse voltage		6KV
Wire range (AWG/mm ²)	24~10	0.2~4
Connection Capacity		
Max. Solid (mm ²)		6
Max. Stranded (mm ²)		4
General Data		
Stripping length (mm)		12
Insulation material		PA
T / W (mm)		6.1 / 81
H / H on TS-35 (mm)		46 / 47.5
Package		50


Color	Part number	Package
■	DPP4-RD	100
■	DPP4-BL	100

Part number	Package
DPP4C	50
DSD01-402N	50
DSD01-403N	50
DSD01-404N	50
DSD01-405N	10
DSD01-410N	10
0208-T002	
0208-E002	
- / TM43W	10
TS-35	20
0.8 x 4 DNT11-0109	
Page 78~79	

Accessories




Feed-through PID Tri-Level Terminal Blocks



DP2.5-3L is a triple layer design, with each layer connecting independently. The thickness is only 5.1mm, suitable in applications with space constraint. Each layer can be further bridged in parallel and labeled for identification.


DP..-3L



DP2.5-3L		
Rated Data	UL	IEC
Rated Voltage (V)	300	500
Rated Current (A)	20	24
Rated impulse voltage	6KV	
Wire range (AWG/mm ²)	26~12	0.14~2.5
Connection Capacity		
Max. Solid (mm ²)	4	
Max. Stranded (mm ²)	2.5	
General Data		
Stripping length (mm)	10	
Insulation material	PA	
T / W (mm)	5.1 / 102.7	
H / H on TS-35 (mm)	57 / 58.5	
Package	100	


Accessories

End cover	
Partition plate	
Plug-in bridge	
2	
3	
4	
5	
10	
Test plug	
Spacer	
Marking label Center/Outer	
DIN Rail	
Tool (mm)	
Ferrule	



DP2.5-3L-PV is a 6 port terminal block that offers a safe option for equipotential bonding. Up to three phase potential is possible with a single housing. The six contacts are interconnected, and the potential distribution can be identified by corresponding marking labels on the housing.

DP..-3L-PV




DP2.5-3L-PV		
Rated Data	UL	IEC
Rated Voltage (V)	300	500
Rated Current (A)	20	24
Rated impulse voltage	6KV	
Wire range (AWG/mm ²)	26~12	0.14~2.5
Connection Capacity		
Max. Solid (mm ²)	4	
Max. Stranded (mm ²)	2.5	
General Data		
Stripping length (mm)	10	
Insulation material	PA	
T / W (mm)	5.1 / 102.7	
H / H on TS-35 (mm)	57 / 58.5	
Package	100	

Accessories

End cover	
Partition plate	
Plug-in bridge	
2	
3	
4	
5	
10	
Test plug	
Spacer	
Marking label Center/Outer	
DIN Rail	
Tool (mm)	
Ferrule	

Part number	Package
DP2.5C-3L	50
DSD01-2.502N	50
DSD01-2.503N	50
DSD01-2.504N	50
DSD01-2.505N	10
DSD01-2.510N	10
0208-T001	
0208-E001	
- / TM42W	10
TS-35	20
0.6 x 3.5 DNT11-0107	
Page 78~79	

Feed-through PID Grounding Terminal Blocks




DP..-PE is a grounding terminal block with the same dimensions as the DP series, and fully compliant with IEC 60947-7-2. This series supports both the mechanical and the electrical functions of a PCTB by using it as a ground (PE) busbar.

DP..-PE

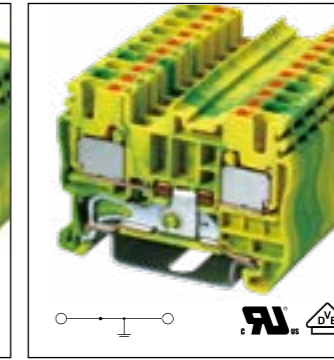
Accessories

End cover	
Partition plate	
Plug-in bridge	
2	
3	
4	
5	
10	
Test plug	
Spacer	
Marking label Center/Outer	
DIN Rail	
Tool (mm)	
Ferrule	




DP1.5-PE		
Rated Data	UL	IEC
Rated Voltage (V)	300	500
Rated Current (A)		
Rated impulse voltage	6KV	
Wire range (AWG/mm ²)	26~14	0.14~1.5
Connection Capacity		
Max. Solid (mm ²)	1.5	
Max. Stranded (mm ²)	1.5	
General Data		
Stripping length (mm)	8	
Insulation material	PA	
T / W (mm)	3.5 / 47.2	
H / H on TS-35 (mm)	30.6 / 32	
Package	100	

Part number	Package
DP1.5C-YG	50
AKSPS-001	50
DSD03-1.502	50
DSD03-1.503	50
DSD03-1.504	50
DSD03-1.505	10
DSD03-1.510	10
0208-T004	
0208-E004	
TM46W / TM41W	10
TS-35	20
0.4 x 2.5 DNT11-0102	
Page 78~79	



DP2.5-PE		
Rated Data	UL	IEC
Rated Voltage (V)	600	800
Rated Current (A)		
Rated impulse voltage	8KV	
Wire range (AWG/mm ²)	26~12	0.14~2.5
Connection Capacity		
Max. Solid (mm ²)	4	
Max. Stranded (mm ²)	2.5	
General Data		
Stripping length (mm)	10	
Insulation material	PA	
T / W (mm)	5.1 / 49	
H / H on TS-35 (mm)	35.5 / 36.5	
Package	100	


Part number	Package
DP2.5C-YG	50
AKSPS-001	50
DSD01-2.502N	50
DSD01-2.503N	50
DSD01-2.504N	50
DSD01-2.505N	10
DSD01-2.510N	10
0208-T001	
0208-E001	
TM47W / TM42W	10
TS-35	20
0.6 x 3.5 DNT11-0107	
Page 78~79	



DP4-PE		
Rated Data	UL	IEC
Rated Voltage (V)	600	800
Rated Current (A)		
Rated impulse voltage	8KV	
Wire range (AWG/mm ²)	24~10	0.2~4
Connection Capacity		
Max. Solid (mm ²)	6	
Max. Stranded (mm ²)	4	
General Data		
Stripping length (mm)	12	
Insulation material	PA	
T / W (mm)	6.1 / 57	
H / H on TS-35 (mm)	35.5 / 36.5	
Package	100	

Part number	Package
DP4C-YG	50
AKSPS-001	50
DSD01-402N	50
DSD01-403N	50
DSD01-404N	50
DSD01-405N	10
DSD01-410N	10
0208-T002	
0208-E002	
TM48W / TM43W	10
TS-35	20
0.8 x 4 DNT11-0109	
Page 78~79	

Feed-through PID Grounding Terminal Blocks




DP..-PE is a grounding terminal block with the same dimensions as the DP series, and fully compliant with IEC 60947-7-2. This series supports both the mechanical and the electrical functions of a PCTB by using it as a ground (PE) busbar.

DP..-PE


Accessories

End cover	
Partition plate	
Plug-in bridge	
2	
3	
4	
5	
10	
Test plug	
Spacer	
Marking label Center/Outer	
DIN Rail	
Tool (mm)	
Ferrule	



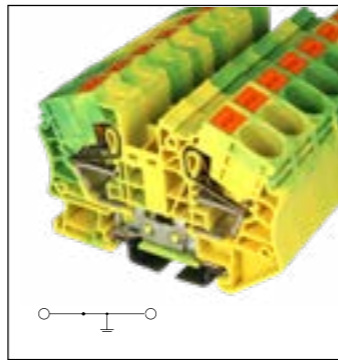
DP6-PE		
Rated Data	UL	IEC
Rated Voltage (V)	600	1000
Rated Current (A)		
Rated impulse voltage		8KV
Wire range (AWG/mm ²)	20~8	0.5~6
Connection Capacity		
Max. Solid (mm ²)		10
Max. Stranded (mm ²)		6
General Data		
Stripping length (mm)	12	
Insulation material	PA	
T / W (mm)	8 / 57.8	
H / H on TS-35 (mm)	41.7 / 43.5	
Package	50	

Part number	Package
DP6C-YG	50
AKSPS-002	50
DSD01-602N	50
DSD01-603N	50
DSD01-604N	50
DSD01-605N	10
DSD01-610N	10
0208-T003	
0208-E003	
TM49W / TM44W	10
TS-35	20
0.8 x 4 DNT11-0109	
Page 78~79	



DP10-PE		
Rated Data	UL	IEC
Rated Voltage (V)	600	1000
Rated Current (A)		
Rated impulse voltage		8KV
Wire range (AWG/mm ²)	20~6	0.5~10
Connection Capacity		
Max. Solid (mm ²)		16
Max. Stranded (mm ²)		10
General Data		
Stripping length (mm)	18	
Insulation material	PA	
T / W (mm)	10 / 69	
H / H on TS-35 (mm)	49.3 / 50.1	
Package	50	

Part number	Package
DP10C-YG	50
AKSPS-001	50
DSD01-1002N	50
DSD01-1003N	50
DSD01-1004N	50
DSD01-1005N	10
DSD01-1010N	10
0208-T003	
0208-E003	
TM50W / TM45W	10
TS-35	20
1.0 x 5.5 DNT11-0111	
Page 78~79	



DP16-PE		
Rated Data	UL	IEC
Rated Voltage (V)	600	1000
Rated Current (A)		
Rated impulse voltage		8KV
Wire range (AWG/mm ²)	20~4	0.5~16
Connection Capacity		
Max. Solid (mm ²)		25
Max. Stranded (mm ²)		16
General Data		
Stripping length (mm)	18	
Insulation material	PA	
T / W (mm)	12 / 76.5	
H / H on TS-35 (mm)	53.1 / 54.3	
Package	50	

Part number	Package
DP16C-YG	50
AKSPS-001	50
DSD01-1602N	50
DSD01-1603N	50
DSD01-1604N	50
DSD01-1605N	10
DSD01-1610N	10
0208-T003	
0208-E003	
TM50W / TM45W	10
TS-35	20
1.0 x 5.5 DNT11-0111	
Page 78~79	

Feed-through PID 3 Conductor Grounding Terminal Blocks




DP...-TN-PE is a 3 port grounding terminal block with the same dimensions as the DP...-TN series, and fully compliant to IEC 60947-7-2. This series supports both the mechanical and the electrical functions of a PCTB by using it as a ground (PE) busbar.

DP...-TN-PE


Accessories

End cover	
Partition plate	
Plug-in bridge	
2	
3	
4	
5	
10	
Test plug	
Spacer	
Marking label Center/Outer	
DIN Rail	
Tool (mm)	
Ferrule	




DP1.5-TN-PE		
Rated Data	UL	IEC
Rated Voltage (V)	300	500
Rated Current (A)		
Rated impulse voltage		6KV
Wire range (AWG/mm ²)	26~14	0.14~1.5
Connection Capacity		
Max. Solid (mm ²)	1.5	
Max. Stranded (mm ²)	1.5	
General Data		
Stripping length (mm)	8	
Insulation material	PA	
T / W (mm)	3.5 / 58	
H / H on TS-35 (mm)	30.6 / 32	
Package	100	

Part number	Package
DP1.5C-TN-YG	50
AKSPS-003	50
DSD03-1.502	50
DSD03-1.503	50
DSD03-1.504	50
DSD03-1.505	10
DSD03-1.510	10
0208-T004	
0208-E004	
TM46W / TM41W	10
TS-35	20
0.4 x 2.5 DNT11-0102	
Page 78~79	



DP2.5-TN-PE		
Rated Data	UL	IEC
Rated Voltage (V)	600	800
Rated Current (A)		
Rated impulse voltage		8KV
Wire range (AWG/mm ²)	26~12	0.14~2.5
Connection Capacity		
Max. Solid (mm ²)	4	
Max. Stranded (mm ²)	2.5	
General Data		
Stripping length (mm)	10	
Insulation material	PA	
T / W (mm)	5.1 / 60.8	
H / H on TS-35 (mm)	35 / 36.5	
Package	100	

Part number	Package
DP2.5C-TN-YG	50
AKSPS-003	50
DSD01-2.502N	50
DSD01-2.503N	50
DSD01-2.504N	50
DSD01-2.505N	10
DSD01-2.510N	10
0208-T001	
0208-E001	
TM47W / TM42W	10
TS-35	20
0.6 x 3.5 DNT11-0107	
Page 78~79	



DP4-TN-PE		
Rated Data	UL	IEC
Rated Voltage (V)	600	800
Rated Current (A)		
Rated impulse voltage		8KV
Wire range (AWG/mm ²)	24~10	0.2~4
Connection Capacity		
Max. Solid (mm ²)	6	
Max. Stranded (mm ²)	4	
General Data		
Stripping length (mm)	12	
Insulation material	PA	
T / W (mm)	6.1 / 67.3	
H / H on TS-35 (mm)	35.5 / 36.5	
Package	50	


Part number	Package
DP4C-TN-YG	50
AKSPS-003	50
DSD01-402N	50
DSD01-403N	50
DSD01-404N	50
DSD01-405N	10
DSD01-410N	10
0208-T002	
0208-E002	
TM48W / TM43W	10
TS-35	20
0.8 x 4 DNT11-0109	
Page 78~79	

PID Tri-Level Terminal Block with PE Foot



DP2.5-3L-L3PE is a triple layer terminal block, with two independent upper levels and a ground level through PE foot to the mounting rails. The structure saves space for systematic wiring of 3-core cable, including phase conductors, neutral (N) and ground (PE). This is advantageous for machine controls with external actuators, solenoid valves and limit switches.

DP..-3L-L3PE




DP2.5-3L-L3PE		
Rated Data	UL	IEC
Rated Voltage (V)	300	500
Rated Current (A)	20	20
Rated impulse voltage	6KV	
Wire range (AWG/mm ²)	26~12	0.14~2.5
Connection Capacity		
Max. Solid (mm ²)	4	
Max. Stranded (mm ²)	2.5	
General Data		
Stripping length (mm)	10	
Insulation material	PA	
T / W (mm)	5.1 / 102.7	
H / H on TS-35 (mm)	57.5 / 58.5	
Package	100	
Part number	Package	
DP2.5C-3L	50	
DSD01-2.502N	50	
DSD01-2.503N	50	
DSD01-2.504N	50	
DSD01-2.505N	10	
DSD01-2.510N	10	
0208-T001		
0208-E001		
- / TM42W	10	
TS-35	20	
0.6 x 3.5 DNT11-0107		
Page 78~79		

Accessories

End cover	
Plug-in bridge	
2	
3	
4	
5	
10	
Test plug	
Spacer	
Marking label Center/Outer	
DIN Rail	
Tool (mm)	
Ferrule	


Sensor / Actuator Terminal Blocks



DP2.5-ES is a sensor/actuator terminal block, and when paired with 0207-01xx connectors, it is a modular system of the distribution terminal block with integral cross-connection.

With the rapid growth of the automation industry, sensors for monitoring and measurements have become highly critical. Connecting DP2.5-ES with sensor / actuator is able to satisfy the wiring requirements for signal transmission in the industry.


DP..-ES



DP2.5-ES		
Rated Data	UL	IEC
Rated Voltage (V)	600	400
Rated Current (A)	20	24
Rated impulse voltage	8KV	
Wire range (AWG/mm ²)	26~12	0.14~2.5
Connection Capacity		
Max. Solid (mm ²)	4	
Max. Stranded (mm ²)	2.5	
General Data		
Stripping length (mm)	10	
Insulation material	PA	
T / W (mm)	5.08 / 68.5	
H / H on TS-35 (mm)	43.5 / 45	
Package	100	
Part number	Package	
DP2.5C-ES	50	
0207-01XX		
DSD01-2.502N	50	
DSD01-2.503N	50	
DSD01-2.504N	50	
DSD01-2.505N	10	
DSD01-2.510N	10	
0208-T001		
0208-E001		
- / TM42W	10	
TS-35	20	
0.6 x 3.5 DNT11-0107		
Page 78~79		


Accessories

End cover	
Plug-in connector	
Plug-in bridge	
2	
3	
4	
5	
10	
Test plug	
Spacer	
Marking label Center/Outer	
DIN Rail	
Tool (mm)	
Ferrule	




0207-01xx plug-in connector is a kit of sensor / actuator modular system. It is easy to be snapped into DP2.5-ES, which can satisfy the signal wiring requirements posed by automation now and into future.

0207-01XX




0207-01XX		
Rated Data	UL	IEC
Rated Voltage	300	400
Rated Current	10	17.5
Rated impulse voltage	4KV	
Wire range (AWG/mm ²)	26~14	0.5~2.5
Connection Capacity		
Max. Solid (mm ²)	4	
Max. Stranded (mm ²)	2.5	
General Data		
Stripping length (mm)	10	
Insulation material	PA	
T / W (mm)	13.1 / 5.08x(P-1)+10.16	
H / H on TS-35 (mm)	16.5 / -	
Package	200	
Color	Part number	Package
■	0207-01XX-RD	200
■	0207-01XX	200
Part number	Package	
0207-0101	200	
0207-0105	200	
0207-0109	200	
0207-0111	200	




DP2.5-ES with sensor / actuator is able to satisfy the wiring requirements for signal transmission in the industry.

PID Plug-in Connection Terminal Blocks



DP2.5/1P is a plug-in type terminal block that enables signal transmission and power feeding function. The anti-vibration insertion force allows the plug to be firmly connected onto the terminal base. Current can be inputted from the both the base and the plug. It is equipped with a series of accessories such as plug, strain relief, latch and marking labels.

DP..1P



DP2.5/1P		
Rated Data	UL	IEC
Rated Voltage (V)	600	800
Rated Current (A)	20	24
Rated impulse voltage	6KV	
Wire range (AWG/mm ²)	26~12	0.14~2.5
Connection Capacity		
Max. Solid (mm ²)	4	
Max. Stranded (mm ²)	2.5	
General Data		
Stripping length (mm)	10	
Insulation material	PA	
T / W (mm)	5.08 / 51	
H / H on TS-35 (mm)	35 / 36.5	
Package	100	

Accessories

End cover	
Plug-in bridge	
2	
3	
4	
5	
10	
Test plug	
Spacer	
Marking label Center/Outer	
DIN Rail	
Tool (mm)	
Ferrule	

Part number	Package
DP2.5/1PC	50
DSD01-2.502N	50
DSD01-2.503N	50
DSD01-2.504N	50
DSD01-2.505N	10
DSD01-2.510N	10
0208-T001	
0208-E001	
TM47W / TM42W	10
TS-35	20
0.6 x 3.5 DNT11-0107	
Page 78~79	



DP2.5PG is a compact design plug at 5.08mm pitch, which can be pre-wired and directly plugged into DP2.5/1P for the application in control cabinet or switchgear. The strain relief can fix the wires and relieve the stress of the wires; and the latch that holds the plug onto the base terminal prevents it from coming loose.

DP..PG-XXP

Accessories

Strain Relief	
Latch	
Marking label Center/Outer	
Tool (mm)	
Ferrule	

Strain relief



02P DP-PZ-02P
04P DP-PZ-04P



DP2.5PG-XXP		
Rated Data	UL	IEC
Rated Voltage (V)	600	800
Rated Current (A)	20	24
Rated impulse voltage	8KV	
Wire range (AWG/mm ²)	26~12	0.14~2.5
Connection Capacity		
Max. Solid (mm ²)	4	
Max. Stranded (mm ²)	2.5	
General Data		
Stripping length (mm)	10	
Insulation material	PA	
T / W (mm)	-	
H / H on TS-35 (mm)	-	
Package	-	

Part number	Package
DP2.5PG-02P	100
DP2.5PG-03P	100
DP2.5PG-04P	50
DP2.5PG-05P	50
DP2.5PG-06P	50
DP2.5PG-07P	50
DP2.5PG-08P	50
DP-PZ-02P	
DP-PZ-04P	
DP-PR	
TM42W	10
0.6 x 3.5 DNT11-0107	
Page 78~79	

Latch



DP-PR



Fuse and Disconnect Terminal Blocks




Fuse and disconnect terminal blocks can utilize the standard 5x20mm fuse through the fuse plug, DP-FU (5x20). This product takes the advantages of simple power distribution, flexible plug-in connection and user-friendly testing.

Fuse plug DP-FU(5x20) allows for a swift and simple process to install or replace the fuse, and can be easily inserted into the disconnect terminal block.

DP..TFU


Accessories

End cover	
Plug-in bridge	
2	
3	
4	
5	
10	
Test plug	
Spacer	
Fuse	
Marking label Center/Outer	
DIN Rail	
Tool (mm)	
Ferrule	



DP4-TFU		
Rated Data	UL	IEC
Rated Voltage (V)	300	400
Rated Current (A)	16	10
Rated impulse voltage	6KV	
Wire range (AWG/mm ²)	24~10	0.2~4
Connection Capacity		
Max. Solid (mm ²)	6	
Max. Stranded (mm ²)	4	
General Data		
Stripping length (mm)	12	
Insulation material	PA	
T / W (mm)	6.1 / 57	
H / H on TS-35 (mm)	35 / 36.5	
H of accessory (mm)	-	
Package	100	

Part number	Package
DP4C-TFU	50
DSD01-402N	50
DSD01-403N	50
DSD01-404N	50
DSD01-405N	10
DSD01-410N	10
0208-T002	
0208-E002	
FUK6.3A-01	
- / TM43W	10
TS-35	20
0.8 x 4 DNT11-0109	
Page 78~79	



DP4-TFU(5X20)		
Rated Data	UL	IEC
Rated Voltage (V)	300	400
Rated Current (A)	12	10
Rated impulse voltage	6KV	
Wire range (AWG/mm ²)	24~10	0.2~4
Connection Capacity		
Max. Solid (mm ²)	6	
Max. Stranded (mm ²)	4	
General Data		
Stripping length (mm)	12	
Insulation material	PA	
T / W (mm)	6.1 / 57	
H / H on TS-35 (mm)	35 / 36.5	
H of accessory (mm)	44	
Package	50	

Part number	Package
DP4C-TFU	50
DSD01-402N	50
DSD01-403N	50
DSD01-404N	50
DSD01-405N	10
DSD01-410N	10
0208-T002	
0208-E002	
FUK6.3A-01	
- / TM43W	10
TS-35	20
0.8 x 4 DNT11-0109	
Page 78~79	

Fuse size 5X20

Part Number	Current (A)
FUK1A-01	1
FUK2A-01	2
FUK6.3A-01	6.3

Fuse Plug



DP-FU(5X20)

Test Disconnect Terminal Blocks




Test disconnect terminal blocks are designed specifically for the secondary circuit of current transformers. DPTL6 and DPTD6 can be easily designed with fixed bridges, switch bars and 4mm ϕ test plugs as a simple detection circuit.

There is a lever to connect or disconnect the connection of the terminal block, and a 4mm ϕ test probe can be used to check the signal inside the circuit. Less space is required to connect multiple measuring devices or protective relays.

DPT..

Accessories


- End cover
- Plug-in bridge
- 2
- 3
- 4
- 5
- 10
- Test plug
- Spacer
- Marking label Center/Outer
- DIN Rail
- Tool (mm)
- Ferrule



DPTD6

Rated Data	UL	IEC
Rated Voltage (V)	300	500
Rated Current (A)	15	17.5
Rated impulse voltage	6KV	
Wire range (AWG/mm ²)	26~14	0.5~6
Connection Capacity		
Max. Solid (mm ²)	10	
Max. Stranded (mm ²)	6	
General Data		
Stripping length (mm)	12	
Insulation material	PA	
T / W (mm)	8 / 103.2	
H / H on TS-35 (mm)	47.7 / 50	
Package	40	

Part number	Package
DPTD6C	50
DSD01-602N	50
DSD01-603N	50
DSD01-604N	50
DSD01-605N	10
DSD01-610N	10
0208-T003	
0208-E003	
TM49W / TM44W	10
TS-35	20
0.8 x 4 DNT11-0109	
Page 78~79	



DPTL6

Rated Data	UL	IEC
Rated Voltage (V)	300	500
Rated Current (A)	15	17.5
Rated impulse voltage	6KV	
Wire range (AWG/mm ²)	26~14	0.5~6
Connection Capacity		
Max. Solid (mm ²)	10	
Max. Stranded (mm ²)	6	
General Data		
Stripping length (mm)	12	
Insulation material	PA	
T / W (mm)	8 / 103.2	
H / H on TS-35 (mm)	47.7 / 50	
Package	40	

Part number	Package
DPTD6C	50
DSD01-602N	50
DSD01-603N	50
DSD01-604N	50
DSD01-605N	10
DSD01-610N	10
0208-T003	
0208-E003	
TM49W / TM44W	10
TS-35	20
0.8 x 4 DNT11-0109	
Page 78~79	



Standard Terminal Block

Rated Data	UL	IEC
Rated Voltage (V)		
Rated Current (A)		
Rated impulse voltage		
Wire range (AWG/mm ²)		
Connection Capacity		
Max. Solid (mm ²)		
Max. Stranded (mm ²)		
General Data		
Stripping length (mm)		
Insulation material		
T / W (mm)		
H / H on TS-35 (mm)		
Package		

Part number	Package
DPTD6C	50
DSD01-602N	50
DSD01-603N	50
DSD01-604N	50
DSD01-605N	10
DSD01-610N	10
0208-T003	
0208-E003	
TM49W / TM44W	10
TS-35	20
0.8 x 4 DNT11-0109	
Page 78~79	

Diode Terminal Blocks




DPTD series is a diode terminal block that is used for a fast and reliable protection against reversed currents. Although standard products can generally be used in AC applications, a more specific approach is required for DC applications, such as photovoltaic applications.

DPTD6..

Accessories


- End cover
- Plug-in bridge
- 2
- 3
- 4
- 5
- 10
- Test plug
- Spacer
- Marking label Center/Outer
- DIN Rail
- Tool (mm)
- Ferrule



DPTD6-D05

Rated Data	UL	IEC
Rated Voltage (V)	600	1000
Rated Current (A)	1.3	1.3
Rated impulse voltage	8KV	
Wire range (AWG/mm ²)	20~8	0.5~6
Connection Capacity		
Max. Solid (mm ²)	10	
Max. Stranded (mm ²)	6	
General Data		
Stripping length (mm)	12	
Insulation material	PA	
T / W (mm)	8 / 103.2	
H / H on TS-35 (mm)	47.7 / 50	
Package	40	

Part number	Package
DPTD6C	50
DSD01-602N	50
DSD01-603N	50
DSD01-604N	50
DSD01-605N	10
DSD01-610N	10
0208-T003	
0208-E003	
TM49W / TM44W	10
TS-35	20
0.8 x 4 DNT11-0109	
Page 78~79	



DPTD6-D06

Rated Data	UL	IEC
Rated Voltage (V)	600	1000
Rated Current (A)	1.3	1.3
Rated impulse voltage	8KV	
Wire range (AWG/mm ²)	20~8	0.5~6
Connection Capacity		
Max. Solid (mm ²)	10	
Max. Stranded (mm ²)	6	
General Data		
Stripping length (mm)	12	
Insulation material	PA	
T / W (mm)	8 / 103.2	
H / H on TS-35 (mm)	47.7 / 50	
Package	40	

Part number	Package
DPTD6C	50
DSD01-602N	50
DSD01-603N	50
DSD01-604N	50
DSD01-605N	10
DSD01-610N	10
0208-T003	
0208-E003	
TM49W / TM44W	10
TS-35	20
0.8 x 4 DNT11-0109	
Page 78~79	



Standard Terminal Block

Rated Data	UL	IEC
Rated Voltage (V)		
Rated Current (A)		
Rated impulse voltage		
Wire range (AWG/mm ²)		
Connection Capacity		
Max. Solid (mm ²)		
Max. Stranded (mm ²)		
General Data		
Stripping length (mm)		
Insulation material		
T / W (mm)		
H / H on TS-35 (mm)		
Package		

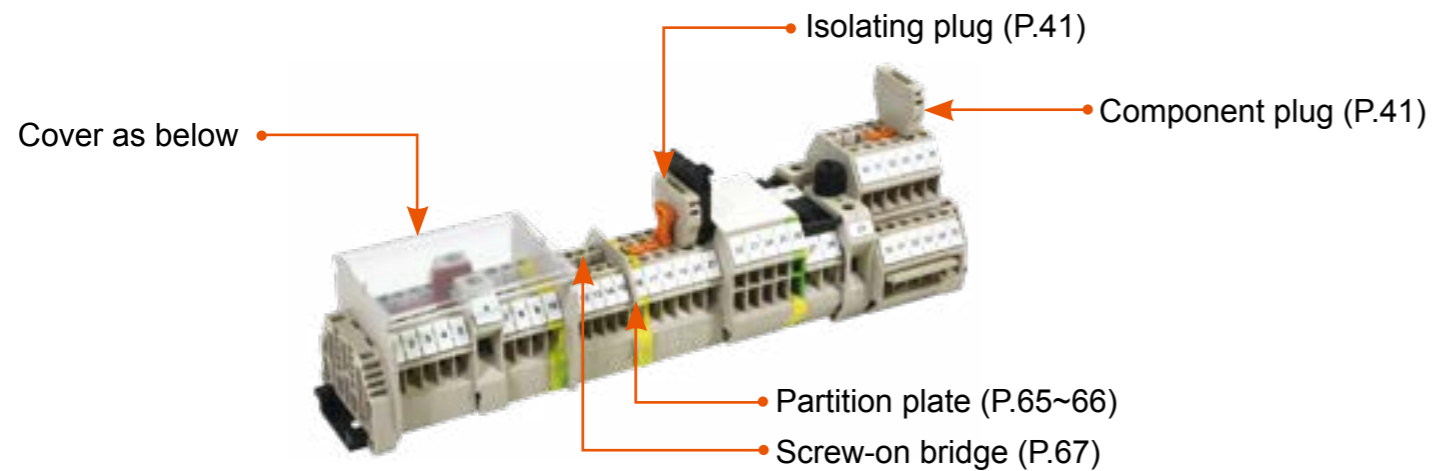
Part number	Package
DPTD6C	50
DSD01-602N	50
DSD01-603N	50
DSD01-604N	50
DSD01-605N	10
DSD01-610N	10
0208-T003	
0208-E003	
TM49W / TM44W	10
TS-35	20
0.8 x 4 DNT11-0109	
Page 78~79	



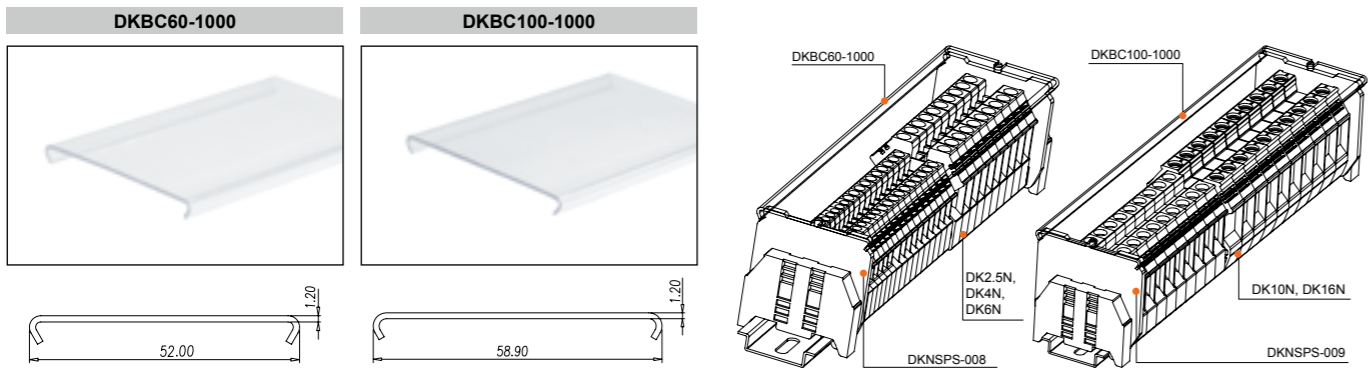
Feed-Through Screw Connection Terminal Blocks



- Potential power distribution can be arranged using various pluggable insertion bridge and screw-on bridge.
- IEC 60947-7-1 & UL 1059 compliance.



Cover



Part number	Compatible Product	Package
DKBC60-1000	DKNSPS-008	120
DKBC100-1000	DKNSPS-009	100

Feed-through Screw Terminal Blocks




DK..N series is a screw type terminal block, which wire cage is designed for large wiring contact, vibration proof and high reliability, suitable for wire sizes from 2.5 mm² to 35mm². Power distribution can be adjusted using top and side insertion bridge. Complete set of accessories is available for identification and bridging applications.

DK..N


Accessories

End cover	
Partition plate	
Separating disk	
Plug-in bridge	
2	
3	
4	
5	
10	
Insertion bridge	
2	
3	
4	
5	
10	
Test plug	
Lever	
Safety cap	
Marking label	
DIN Rail	
Tool (mm)	




DK2.5N		
Rated Data	UL	IEC
Rated Voltage (V)	600	1000
Rated Current (A)	20	24
Rated impulse voltage	8KV	
Wire range (AWG/mm ²)	22~12	0.34~2.5
Connection Capacity		
Max. Solid (mm ²)	4	
Max. Stranded (mm ²)	2.5	
General Data		
Torque (N.m)	0.4	0.4
Screw thread	M2.5	
Stripping length (mm)	9~11	
Insulation material	PA	
T / W (mm)	5.1/40.7	
H / H on TS-35	40.9 / 41.8	
Package	100	

Color	Part number	Package
■	DK2.5N-RD	100
■	DK2.5N-BL	100
Part number	Package	
DK4NC	50	
DKNSPS-005	50	
DKNSPS-008	50	
DKNSPS-001	50	
DSS2.5N-02P	50	
DSS2.5N-03P	50	
DSS2.5N-04P	50	
DSS2.5N-05P	10	
DSS2.5N-10P	10	
CSC-2.502PN	50	
CSC-2.503PN	50	
CSC-2.504PN	50	
CSC-2.505PN	10	
CSC-2.510PN	10	
0175-T002	100	
0175L1		
DK2.5N-KP	50	
TM47W	10	
TS-35	20	
#0 / 3.0 DNT11-0201		




DK4N		
Rated Data	UL	IEC
Rated Voltage (V)	600	1000
Rated Current (A)	30	32
Rated impulse voltage	8KV	
Wire range (AWG/mm ²)	22~10	0.34~4
Connection Capacity		
Max. Solid (mm ²)	6	
Max. Stranded (mm ²)	4	
General Data		
Torque (N.m)	0.6	0.5
Screw thread	M3	
Stripping length (mm)	9~11	
Insulation material	PA	
T / W (mm)	6.1/40.7	
H / H on TS-35	40.9 / 41.8	
Package	100	

Color	Part number	Package
■	DK4N-RD	100
■	DK4N-BL	100
Part number	Package	
DK4NC	50	
DKNSPS-005	50	
DKNSPS-008	50	
DKNSPS-001	50	
DSS4N-02P	50	
DSS4N-03P	50	
DSS4N-04P	50	
DSS4N-05P	10	
DSS4N-10P	10	
CSC-402PN	50	
CSC-403PN	50	
CSC-404PN	50	
CSC-405PN	10	
CSC-410PN	10	
DK4N-KP	50	
TM48W	10	
TS-35	20	
#0 / 3.0 DNT11-0201		



DK6N		
Rated Data	UL	IEC
Rated Voltage (V)	600	1000
Rated Current (A)	50	41
Rated impulse voltage	8KV	
Wire range (AWG/mm ²)	20~8	0.5~6
Connection Capacity		
Max. Solid (mm ²)	10	
Max. Stranded (mm ²)	6	
General Data		
Torque (N.m)	1.2	1.2
Screw thread	M4	
Stripping length (mm)	12~14	
Insulation material	PA	
T / W (mm)	8/43.3	
H / H on TS-35	46.3 / 47.3	
Package	100	


Color	Part number	Package
■	DK6N-RD	100
■	DK6N-BL	100
Part number	Package	
DK6NC	50	
DKNSPS-008	50	
DKNSPS-002	50	
DSS6N-02P	50	
DSS6N-03P	50	
DSS6N-04P	50	
DSS6N-05P	10	
DSS6N-10P	10	
CSC-602PN	50	
CSC-603PN	50	
CSC-604PN	50	
CSC-605PN	10	
CSC-610PN	10	
TM49W	10	
TS-35	20	
#1 / 5.0 DNT11-0202		



0175-T002




0175L1



Application


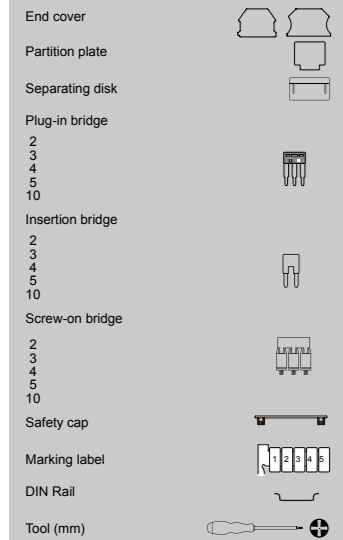
Feed-through Screw Terminal Blocks




DK..N series is a screw type terminal block, which wire cage is designed for large wiring contact, vibration proof and high reliability, suitable for wire sizes from 2.5 mm² to 35mm². Power distribution can be adjusted using top and side insertion bridge. Complete set of accessories is available for identification and bridging applications.

DK..N


Accessories



DK10N		
Rated Data	UL	IEC
Rated Voltage (V)	600	1000
Rated Current (A)	60	57
Rated impulse voltage	8KV	
Wire range (AWG/mm ²)	20~6	0.5~10
Connection Capacity		
Max. Solid (mm ²)	16	
Max. Stranded (mm ²)	10	
General Data		
Torque (N.m)	1.3	1.2
Screw thread	M4	
Stripping length (mm)	12~14	
Insulation material	PA	
T / W (mm)	10 / 43.2	
H / H on TS-35 (mm)	49.3 / 50.2	
Package	50	
Color	Part number	Package
■	DK10N-RD	50
■	DK10N-BL	50
Part number	Package	
DK10NC	50	
DKNSPS-009		
DKNSPS-002 50		
DKNSPS-004 50		
DSS10N-02P		
DSS10N-03P		
DSS10N-04P		
DSS10N-05P		
DSS10N-10P		
CSC-1002PN		
CSC-1003PN		
CSC-1004PN		
CSC-1005PN		
CSC-1010PN		
DK10N-KP 50		
TM49W 10		
TS-35 20		
#1 / 5.0 DNT11-0202		



DK16N		
Rated Data	UL	IEC
Rated Voltage (V)	600	1000
Rated Current (A)	88	76
Rated impulse voltage	8KV	
Wire range (AWG/mm ²)	14~3	1.5~16
Connection Capacity		
Max. Solid (mm ²)	25	
Max. Stranded (mm ²)	16	
General Data		
Torque (N.m)	3.4	2
Screw thread	M5	
Stripping length (mm)	14~16	
Insulation material	PA	
T / W (mm)	12 / 48.3	
H / H on TS-35 (mm)	51.3 / 56.15	
Package	50	
Color	Part number	Package
■	DK16N-RD	50
■	DK16N-BL	50
Part number	Package	
DK16NC	50	
DKNSPS-004 50		
DSS16N-02PN 10		
CSC-1602P		
CSC-1603P		
CSC-1604P		
CSC-1610P		
DS16-02P 50		
DS16-03P 50		
DS16-04P 50		
DS16-05P 10		
DS16-10P 10		
DK16N-KP 50		
TM49W 10		
TS-35 20		
1.0 x 5.5 DNT11-0111		




DK16H		
Rated Data	UL	IEC
Rated Voltage (V)	600	1000
Rated Current (A)	100	101
Rated impulse voltage	8KV	
Wire range (AWG/mm ²)	14~3	1.5~25
Connection Capacity		
Max. Solid (mm ²)	25	
Max. Stranded (mm ²)	25	
General Data		
Torque (N.m)	2.5~3.4	2
Screw thread	M5	
Stripping length (mm)	13~15	
Insulation material	PA	
T / W (mm)	12 / 48	
H / H on TS-35 (mm)	51.3 / 52.2	
Package	50	
Color	Part number	Package
■	DK16H-RD	50
■	DK16H-BL	50
Part number	Package	
DK16HC	50	
DKNSPS-003 50		
DSS35N-02PN 10		
CSC-1602P		
CSC-1603P		
CSC-1604P		
CSC-1605P		
CSC-1610P		
DS16-02P 50		
DS16-03P 50		
DS16-04P 50		
DS16-05P 10		
DS16-10P 10		
DK16H-KP 50		
TM49W 10		
TS-35 20		
1.0 x 5.5 DNT11-0111		


* According to UL :

- Without jumper 600V/100A at torque value 2.5~3.4Nm
- With jumper DS16 : 600V/95A at torque value 2.5Nm : 600V/100A at torque value 3.4Nm
- With jumper CSC-16 : 600V/90A at torque value 2.5Nm : 600V/100A at torque value 3.4Nm


Feed-through Screw Terminal Blocks



DK35N		
Rated Data	UL	IEC
Rated Voltage (V)	600	1000
Rated Current (A)	150	125
Rated impulse voltage	8KV	
Wire range (AWG/mm ²)	12~1/0	1.5~35
Connection Capacity		
Max. Solid (mm ²)	50	
Max. Stranded (mm ²)	35	
General Data		
Torque (N.m)	3.5	6.9
Screw thread	M6	
Stripping length (mm)	14~18	
Insulation material	PA	
T / W (mm)	16 / 55.4	
H / H on TS-35 (mm)	59.5 / 65.15	
Package	50	
Color	Part number	Package
■	DK35N-RD	50
■	DK35N-BL	50
Part number	Package	
DKNSPS-004	50	
DSS35N-02PN 10		
CSC-3502P		
CSC-3503P		
CSC-3504P		
CSC-3505P		
CSC-3510P		
DS35-02P 10		
DS35-03P 10		
DS35-04P 10		
DS35-05P 10		
DS35-10P 10		
DK35N-KP 50		
TM49W 10		
TS-35 20		
1.0 x 5.5 DNT11-0111		




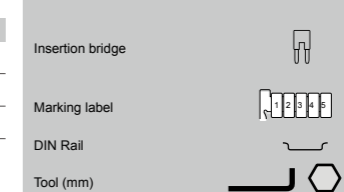
DK35H		
Rated Data	UL	IEC
Rated Voltage (V)	600	1000
Rated Current (A)	150	150
Rated impulse voltage	8KV	
Wire range (AWG/mm ²)	12~1/0	2.5~50
Connection Capacity		
Max. Solid (mm ²)	50	
Max. Stranded (mm ²)	50	
General Data		
Torque (N.m)	3.5~6.9	6.9
Screw thread	M6	
Stripping length (mm)	16~18	
Insulation material	PA	
T / W (mm)	16 / 53	
H / H on TS-35 (mm)	60.3 / 61.2	
Package	50	
Color	Part number	Package
■	DK35H-RD	50
■	DK35H-BL	50
Part number	Package	
DKNSPS-004	50	
DSS35N-02PN 10		
CSC-3502P		
CSC-3503P		
CSC-3504P		
CSC-3505P		
CSC-3510P		
DS35-02P 10		
DS35-03P 10		
DS35-04P 10		
DS35-05P 10		
DS35-10P 10		
DK35H-KP 50		
TM49W 10		
TS-35 20		
1.0 x 5.5 DNT11-0111		



DK50		
Rated Data	UL	IEC
Rated Voltage (V)	600	1000
Rated Current (A)	150	150
Rated impulse voltage	8KV	
Wire range (AWG/mm ²)	6~1/0	16~50
Connection Capacity		
Max. Stranded (mm ²)	50	
General Data		
Torque (N.m)	5.6	
Screw thread	M6	
Stripping length (mm)	25~30	
Insulation material	PA	
T / W (mm)	20 / 70.5	
H / H on TS-35 (mm)	75.8 / 76.7	
Package	20	
Color	Part number	Package
■	DK50-RD	20
■	DK50-BL	20
Part number	Package	
CSC-5002P	10	
CSC-5003P	10	
TM49W 10		
TS-35 20		
5mm		


DK..

Accessories



DK.. series is a screw type terminal block, with its wire cage is designed for large wiring contact, vibration proof and high reliability, suitable for wire sizes from 50mm² to 240mm². The wire entry hole allows lugs that are within the nominal cross section to be used.

DK50		
Rated Data	UL	IEC
Rated Voltage (V)	600	1000
Rated Current (A)	150	150
Rated impulse voltage	8KV	
Wire range (AWG/mm ²)	6~1/0	16~50
Connection Capacity		
Max. Stranded (mm ²)	50	
General Data		
Torque (N.m)	5.6	
Screw thread	M6	
Stripping length (mm)	25~30	
Insulation material	PA	
T / W (mm)	20 / 70.5	
H / H on TS-35 (mm)	75.8 / 76.7	
Package	20	
Color	Part number	Package
■	DK50-RD	20
■	DK50-BL	20
Part number	Package	
CSC-5002P	10	
CSC-5003P	10	
TM49W 10		
TS-35 20		
5mm		




Easy to release from rail.

Feed-through Screw Terminal Blocks




DK.. series is a screw type terminal block, with its wire cage is designed for large wiring contact, vibration proof and high reliability, suitable for wire sizes from 50mm² to 240mm². The wire entry hole allows lugs that are within the nominal cross section to be used.


DK..



DK95		
Rated Data	UL	IEC
Rated Voltage (V)	600	1000
Rated Current (A)	230	232
Rated impulse voltage	8KV	
Wire range (AWG/mm ²)	2~4/0	35~95
Connection Capacity		
Max. Stranded (mm ²)	95	
General Data		
Torque (N.m)	10	
Screw thread	M8	
Stripping length (mm)	30~35	
Insulation material	PA	
T / W (mm)	32.2 / 80	
H / H on TS-35 (mm)	88.5 / 89.4	
Package	20	
Color	Part number	Package
■	DK95-RD	20
■	DK95-BL	20
	Part number	Package
	CSC-9502P	10
	CSC-9503P	10
	TM49W	10
	TS-35	20
	6mm	



DK150		
Rated Data	UL	IEC
Rated Voltage (V)	600	1000
Rated Current (A)	275	309
Rated impulse voltage	8KV	
Wire range (AWG/mm ²)	2~300kcmil	35~150
Connection Capacity		
Max. Stranded (mm ²)	150	
General Data		
Torque (N.m)	19	
Screw thread	M10	
Stripping length (mm)	30~40	
Insulation material	PA	
T / W (mm)	38 / 93	
H / H on TS-35 (mm)	108.1 / 109	
Package	5	
Color	Part number	Package
	CSC-15002P	10
	CSC-15003P	10
	TM49W	10
	TS-35	20
	8mm	



DK240		
Rated Data	UL	IEC
Rated Voltage (V)	600	1000
Rated Current (A)	370	415
Rated impulse voltage	8KV	
Wire range (kcmil/mm ²)	300~500	95~240
Connection Capacity		
Max. Stranded (mm ²)	240	
General Data		
Torque (N.m)	19	
Screw thread	M10	
Stripping length (mm)	30~40	
Insulation material	PA	
T / W (mm)	43 / 93	
H / H on TS-35 (mm)	125.1 / 126	
Package	10	
Color	Part number	Package
	CSC-24002P	10
	CSC-24003P	10
	TM49W	10
	TS-35	20
	8mm	

Accessories

Insertion bridge




Marking label



DIN Rail



Tool (mm)



Feed-through Screw 3 Conductor Terminal Blocks



DK..N-TN is a 3 port screw type terminal block. Designed with a solid structure and high reliability to meet the vibration and harsh thermal variation requirement. With plug-in bridge, DK..N-TN can connect two or more terminal blocks in parallel. Marking labels are compatible for clear identification

DP..N-TN

Accessories

End cover



Partition plate



Plug-in bridge



2



3



4



5



10



Insertion bridge



2



3



4



5



10



Test plug



Lever



Safety cap




Marking label




DIN Rail




Tool (mm)




DK2.5N-TN		
Rated Data	UL	IEC
Rated Voltage (V)	600	1000
Rated Current (A)	20	24
Rated impulse voltage	8KV	
Wire range (AWG/mm ²)	22~12	0.14~2.5
Connection Capacity		
Max. Solid (mm ²)	4	
Max. Stranded (mm ²)	2.5	
General Data		
Torque (N.m)	0.4	
Screw thread	M2.5	
Stripping length (mm)	9~11	
Insulation material	PA	
T / W (mm)	5.1 / 48.7	
H / H on TS-35 (mm)	48.5 / 49.4	
Package	100	
Color	Part number	Package
■	DK2.5N-TN-RD	100
■	DK2.5N-TN-BL	100
	Part number	Package
	DK2.5NC-TN	50
	DKNPS-001	50
	DSS2.5N-02P	50
	DSS2.5N-03P	50
	DSS2.5N-04P	50
	DSS2.5N-05P	10
	DSS2.5N-10P	10
	CSC-2.502PN	50
	CSC-2.503PN	50
	CSC-2.504PN	50
	CSC-2.505PN	10
	CSC-2.510PN	10
	0175-T002	
	0175L1	
	DK4N-TN-KP	10
	TM47W	10
	TS-35	20
	#0 / 3.0 DNT11-0201	



DK4N-TN		
Rated Data	UL	IEC
Rated Voltage (V)	600	800
Rated Current (A)	30	32
Rated impulse voltage	8KV	
Wire range (AWG/mm ²)	22~10	0.14~4
Connection Capacity		
Max. Solid (mm ²)	6	
Max. Stranded (mm ²)	4	
General Data		
Torque (N.m)	0.6	
Screw thread	M3	
Stripping length (mm)	9~11	
Insulation material	PA	
T / W (mm)	6.1 / 48.7	
H / H on TS-35 (mm)	48.5 / 49.4	
Package	100	
Color	Part number	Package
■	DK4N-TN-RD	100
■	DK4N-TN-BL	100
	Part number	Package
	DK2.5NC-TN	50
	DKNPS-001	50
	DSS4N-02P	50
	DSS4N-03P	50
	DSS4N-04P	50
	DSS4N-05P	10
	DSS4N-10P	10
	CSC-402PN	50
	CSC-403PN	50
	CSC-404PN	50
	CSC-405PN	10
	CSC-410PN	10
	DK4N-TN-KP	10
	TM48W	10
	TS-35	20
	#0 / 3.0 DNT11-0201	





DK6N-TN		
Rated Data	UL	IEC
Rated Voltage (V)	600	1000
Rated Current (A)	50	41
Rated impulse voltage	8KV	
Wire range (AWG/mm ²)	20~8	0.5~6
Connection Capacity		
Max. Solid (mm ²)	10	
Max. Stranded (mm ²)	6	
General Data		
Torque (N.m)	1.2	
Screw thread	M4	
Stripping length (mm)	12~14	
Insulation material	PA	
T / W (mm)	8 / 55.2	
H / H on TS-35 (mm)	58.1 / 59.1	
Package	100	
Color	Part number	Package
■	DK6N-TN-RD	100
■	DK6N-TN-BL	100
	Part number	Package
	DK6NC-TN	50
	DKNPS-002	50
	DSS6N-02P	50
	DSS6N-03P	50
	DSS6N-04P	50
	DSS6N-05P	10
	DSS6N-10P	10
	CSC-602PN	50
	CSC-603PN	50
	CSC-604PN	50
	CSC-605PN	10
	CSC-610PN	10
	DK6N-TN-KP	10
	TM49W	10
	TS-35	20
	#1 / 5.0 DNT11-0202	



- Marking label
- Separating disk
- Insertion bridge
- Plug-in bridge

Feed-through Screw 3 Conductor Terminal Blocks

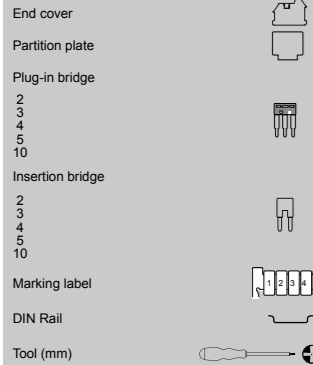


DK..N-TN is a 3 port screw type terminal block. Designed with a solid structure and high reliability to meet the vibration and harsh thermal variation requirement. With plug-in bridge, DK..N-TN can connect two or more terminal blocks in parallel. Marking labels are compatible for clear identification




DP..N-TN

DK10N-TN		
Rated Data	UL	IEC
Rated Voltage (V)	600	1000
Rated Current (A)	60	57
Rated impulse voltage	8KV	
Wire range (AWG/mm ²)	20~6	0.5~10
Connection Capacity		
Max. Solid (mm ²)	16	
Max. Stranded (mm ²)	10	
General Data		
Torque (N.m)	1.3	
Screw thread	M4	
Stripping length (mm)	12~14	
Insulation material	PA	
T / W (mm)	10 / 55.6	
H / H on TS-35 (mm)	62.7 / 63.7	
Package	75	
Color	Part number	Package
■	DK10N-TN-RD	75
■	DK10N-TN-BL	75
Part number	Package	
DK10NC-TN	50	
DKNSPS-001	50	
DSS10N-02P	50	
DSS10N-03P	50	
DSS10N-04P	50	
DSS10N-05P	10	
DSS10N-10P	10	
CSC-1002PN	50	
CSC-1003PN	50	
CSC-1004PN	50	
CSC-1005PN	10	
CSC-1010PN	10	
TM49W	10	
TS-35	20	
#1 / 5.0 DNT11-0202		

Accessories



Feed-through Screw 4 Conductor Terminal Blocks



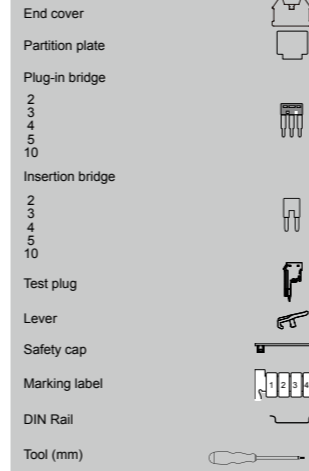
DK..N-TR is a 4 port screw type terminal block. This is suitable for compact power distribution through two terminal points on each side. Designed with a solid structure and high reliability to meet the vibration and harsh thermal variation requirement. With plug-in bridge, DK..N-TR can connect two or more terminal blocks in parallel. Marking labels are compatible for clear identification

DK..N-TR

DK2.5N-TR		
Rated Data	UL	IEC
Rated Voltage (V)	600	1000
Rated Current (A)	20	24
Rated impulse voltage	8KV	
Wire range (AWG/mm ²)	22~12	0.14~2.5
Connection Capacity		
Max. Solid (mm ²)	4	
Max. Stranded (mm ²)	2.5	
General Data		
Torque (N.m)	0.4	
Screw thread	M2.5	
Stripping length (mm)	9~11	
Insulation material	PA	
T / W (mm)	5.1 / 54.8	
H / H on TS-35 (mm)	48.5 / 49.4	
Package	100	
Color	Part number	Package
■	DK2.5N-TR-RD	100
■	DK2.5N-TR-BL	100
Part number	Package	
DK2.5NC-TR	50	
DKNSPS-001	50	
DSS2.5N-02P	50	
DSS2.5N-03P	50	
DSS2.5N-04P	50	
DSS2.5N-05P	10	
DSS2.5N-10P	10	
CSC-2.502PN	50	
CSC-2.503PN	50	
CSC-2.504PN	50	
CSC-2.505PN	10	
CSC-2.510PN	10	
0175-T002		
0175L1		
DK2.5N-TR-KP	10	
TM47W	10	
TS-35	20	
#0 / 3.0 DNT11-0201		

DK4N-TR		
Rated Data	UL	IEC
Rated Voltage (V)	600	800
Rated Current (A)	30	32
Rated impulse voltage	8KV	
Wire range (AWG/mm ²)	22~10	0.14~4
Connection Capacity		
Max. Solid (mm ²)	6	
Max. Stranded (mm ²)	4	
General Data		
Torque (N.m)	0.6	
Screw thread	M3	
Stripping length (mm)	9~11	
Insulation material	PA	
T / W (mm)	6.1 / 54.8	
H / H on TS-35 (mm)	48.5 / 49.4	
Package	100	
Color	Part number	Package
■	DK4N-TR-RD	100
■	DK4N-TR-BL	100
Part number	Package	
DK2.5NC-TR	50	
DKNSPS-001	50	
DSS4N-02P	50	
DSS4N-03P	50	
DSS4N-04P	50	
DSS4N-05P	10	
DSS4N-10P	10	
CSC-402PN	50	
CSC-403PN	50	
CSC-404PN	50	
CSC-405PN	10	
CSC-410PN	10	
DK4N-TR-KP	10	
TM48W	10	
TS-35	20	
#0 / 3.0 DNT11-0201		

Accessories



Feed-through Screw Grounding Terminal Blocks




DK..N- PE is a grounding terminal block with the same dimensions as the DK..N series, and fully compliant with IEC 60947-7-2. This series supports both the mechanical and the electrical functions of a PCTB by using it as a ground (PE) busbar.


DK..N-PE

Accessories

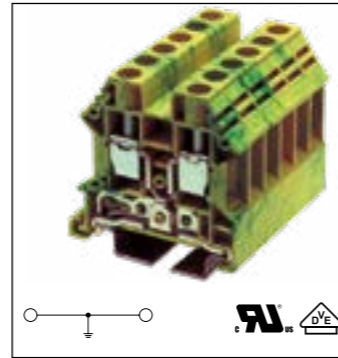
End cover	
Marking label	
DIN Rail	
Tool (mm)	



DK2.5N-PE		
Rated Data	UL	IEC
Rated Voltage (V)		
Rated Current (A)		
Rated impulse voltage		8KV
Wire range (AWG/mm ²)	28~12	0.14~2.5
Connection Capacity		
Max. Solid (mm ²)		4
Max. Stranded (mm ²)		2.5
General Data		
Torque (N.m)	0.4	
Screw thread	M2.5	
Stripping length (mm)	8~10	
Insulation material	PA	
T / W (mm)	5.1 / 45.4	
H / H on TS-35 (mm)	40.7 / 41.8	
Package	100	
Part number	Package	
DK2.5NC-PE	50	
TM47W	10	
TS-35	20	
#0 / 3.0 DNT11-0201		



DK4N-PE		
Rated Data	UL	IEC
Rated Voltage (V)		
Rated Current (A)		
Rated impulse voltage		8KV
Wire range (AWG/mm ²)	28~10	0.14~4
Connection Capacity		
Max. Solid (mm ²)		6
Max. Stranded (mm ²)		4
General Data		
Torque (N.m)	0.6	
Screw thread	M3	
Stripping length (mm)	8~10	
Insulation material	PA	
T / W (mm)	6.1 / 45.4	
H / H on TS-35 (mm)	40.7 / 41.8	
Package	100	
Part number	Package	
DK2.5NC-PE	50	
TM48W	10	
TS-35	20	
#0 / 3.0 DNT11-0201		



DK6N-PE		
Rated Data	UL	IEC
Rated Voltage (V)		
Rated Current (A)		
Rated impulse voltage		8KV
Wire range (AWG/mm ²)	20~8	0.2~6
Connection Capacity		
Max. Solid (mm ²)		10
Max. Stranded (mm ²)		6
General Data		
Torque (N.m)	1.2	
Screw thread	M4	
Stripping length (mm)	11~13	
Insulation material	PA	
T / W (mm)	8 / 46.4	
H / H on TS-35 (mm)	45.7 / 47.2	
Package	50	
Part number	Package	
DK6NC-PE	50	
TM49W	10	
TS-35	20	
#1 / 5.0 DNT11-0202		

Feed-through Screw Grounding Terminal Blocks




DK..N- PE is a grounding terminal block with the same dimensions as the DK..N series, and fully compliant with IEC 60947-7-2. This series supports both the mechanical and the electrical functions of a PCTB by using it as a ground (PE) busbar.


DK..N-PE

Accessories

End cover	
Marking label	
DIN Rail	
Tool (mm)	



DK10N-PE		
Rated Data	UL	IEC
Rated Voltage (V)		
Rated Current (A)		
Rated impulse voltage		8KV
Wire range (AWG/mm ²)	20~6	0.5~10
Connection Capacity		
Max. Solid (mm ²)		16
Max. Stranded (mm ²)		10
General Data		
Torque (N.m)	2.5	4
Screw thread	M4	
Stripping length (mm)	12~14	
Insulation material	PA	
T / W (mm)	10 / 47.15	
H / H on TS-35 (mm)	48.8 / 50.2	
Package	50	
Part number	Package	
DK10NC-PE	50	
TM49W	10	
TS-35	20	
#1 / 5.0 DNT11-0202		






DK16N-PE		
Rated Data	UL	IEC
Rated Voltage (V)		
Rated Current (A)		
Rated impulse voltage		8KV
Wire range (AWG/mm ²)	14~3	1.5~16
Connection Capacity		
Max. Solid (mm ²)		25
Max. Stranded (mm ²)		16
General Data		
Torque (N.m)	2.5	
Screw thread	M5	
Stripping length (mm)	14~16	
Insulation material	PA	
T / W (mm)	12 / 52	
H / H on TS-35 (mm)	50.9 / 52.2	
Package	50	
Part number	Package	
DK16NC-PE	50	
TM49W	10	
TS-35	20	
1.0 x 5.5 DNT11-0111		



Rated Data	UL	IEC
Connection Capacity		
General Data		
Part number	Package	

Feed-through Screw 3 Conductor Grounding Terminal Blocks



DK..N-TN-PE is a 3 port grounding terminal block with the same dimensions as the DK..N-TN series, and fully compliant to IEC 60947-7-2. This series supports both the mechanical and the electrical functions of a PCTB by using it as a ground (PE) busbar.

DK..N-TN-PE

Accessories

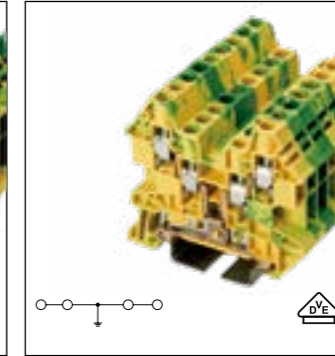
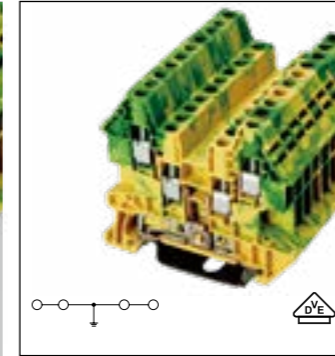
End cover	
Marking label	
DIN Rail	
Tool (mm)	

DK2.5N-TN-PE		
Rated Data	UL	IEC
Rated Voltage (V)		
Rated Current (A)		
Rated impulse voltage		8KV
Wire range (AWG/mm ²)	22~12	0.14~2.5
Connection Capacity	UL	IEC
Max. Solid (mm ²)		4
Max. Stranded (mm ²)		2.5
General Data		
Torque (N.m)		0.4
Screw thread		M2.5
Stripping length (mm)		9~11
Insulation material		PA
T / W (mm)		5.1 / 52.3
H / H on TS-35 (mm)		48.3 / 49.4
Package		100
Part number	Package	
DK2.5NC-TN-PE	50	
TM47W	10	
TS-35	20	
#0 / 3.0 DNT11-0201		

DK4N-TN-PE		
Rated Data	UL	IEC
Rated Voltage (V)		
Rated Current (A)		
Rated impulse voltage		8KV
Wire range (AWG/mm ²)	22~10	0.14~4
Connection Capacity	UL	IEC
Max. Solid (mm ²)		6
Max. Stranded (mm ²)		4
General Data		
Torque (N.m)		0.6
Screw thread		M3
Stripping length (mm)		9~11
Insulation material		PA
T / W (mm)		6.1 / 52.3
H / H on TS-35 (mm)		48.3 / 49.4
Package		100
Part number	Package	
DK2.5NC-TN-PE	50	
TM48W	10	
TS-35	20	
#0 / 3.0 DNT11-0201		

Rated Data	UL	IEC
Rated Voltage (V)		
Rated Current (A)		
Rated impulse voltage		8KV
Wire range (AWG/mm ²)		
Connection Capacity	UL	IEC
Max. Solid (mm ²)		
Max. Stranded (mm ²)		
General Data		
Torque (N.m)		
Screw thread		
Stripping length (mm)		
Insulation material		
T / W (mm)		
H / H on TS-35 (mm)		
Package		
Part number	Package	

Feed-through Screw 4 Conductor Grounding Terminal Blocks



DK..N-TR-PE is a 4 port grounding terminal block with the same dimensions as the DK..N-TR series, and fully compliant to IEC 60947-7-2. This series supports both the mechanical and the electrical functions of a PCTB by using it as a ground (PE) busbar.

DK..N-TR-PE

Accessories





End cover	
Marking label	
DIN Rail	
Tool (mm)	

DK2.5N-TR-PE		
Rated Data	UL	IEC
Rated Voltage (V)		
Rated Current (A)		
Rated impulse voltage		8KV
Wire range (AWG/mm ²)	22~12	0.14~2.5
Connection Capacity	UL	IEC
Max. Solid (mm ²)		4
Max. Stranded (mm ²)		2.5
General Data		
Torque (N.m)		0.4
Screw thread		M2.5
Stripping length (mm)		9~11
Insulation material		PA
T / W (mm)		5.1 / 55.1
H / H on TS-35 (mm)		48.4 / 49.4
Package		100
Part number	Package	
DK2.5NC-TR-PE	50	
TM47W	10	
TS-35	20	
#0 / 3.0 DNT11-0201		

DK4N-TR-PE		
Rated Data	UL	IEC
Rated Voltage (V)		
Rated Current (A)		
Rated impulse voltage		8KV
Wire range (AWG/mm ²)	22~10	0.14~4
Connection Capacity	UL	IEC
Max. Solid (mm ²)		6
Max. Stranded (mm ²)		4
General Data		
Torque (N.m)		0.6
Screw thread		M3
Stripping length (mm)		9~11
Insulation material		PA
T / W (mm)		6.1 / 55.1
H / H on TS-35 (mm)		48.4 / 49.4
Package		100
Part number	Package	
DK2.5NC-TR-PE	50	
TM48W	10	
TS-35	20	
#0 / 3.0 DNT11-0201		

Rated Data	UL	IEC
Rated Voltage (V)		
Rated Current (A)		
Rated impulse voltage		8KV
Wire range (AWG/mm ²)		
Connection Capacity	UL	IEC
Max. Solid (mm ²)		
Max. Stranded (mm ²)		
General Data		
Torque (N.m)		
Screw thread		
Stripping length (mm)		
Insulation material		
T / W (mm)		
H / H on TS-35 (mm)		
Package		
Part number	Package	

Feed-through Grounding Terminal Blocks



DK..-PE is a protective conductor terminal block, fully compliant with all the strict requirements of IEC 60947-7-2. The DIN rail is not only a mechanical support to the PCTB but also an electrical function of the PCTB, it is used as a ground (PE) busbar.

Ensure secure wiring, High conductivity and low resistance for safe grounding. Additional to the snap-on foot, with screw mounting to strengthen the fix on the DIN rail.

DK..-PE

Accessories







DK2.5-PE		
Rated Data	UL	IEC
Rated Voltage (V)		
Rated Current (A)		
Rated impulse voltage		8KV
Wire range (AWG/mm ²)	26~12	0.5~2.5
Connection Capacity		
Max. Solid (mm ²)		4
Max. Stranded (mm ²)		2.5
General Data		
Torque Wire (N.m)		0.8
Torque Din Rail (N.m)		0.52
Screw thread		M3
Stripping length (mm)		10~14
Insulation material		PA
T / W (mm)		5.7 / 56
H / H on TS-35 (mm)		46.4 / 47.4
Package		100
Part number	Package	
TM47W	10	
TS-35	20	
0.6 x 3.5 DNT11-0107		

DK4-PE		
Rated Data	UL	IEC
Rated Voltage (V)		
Rated Current (A)		
Rated impulse voltage		8KV
Wire range (AWG/mm ²)	26~10	0.5~4
Connection Capacity		
Max. Solid (mm ²)		6
Max. Stranded (mm ²)		4
General Data		
Torque Wire (N.m)		0.8
Torque Din Rail (N.m)		0.52
Screw thread		M3
Stripping length (mm)		12~16
Insulation material		PA
T / W (mm)		6.6 / 56
H / H on TS-35 (mm)		46.4 / 47.4
Package		100
Part number	Package	
TM48W	10	
TS-35	20	
0.6 x 3.5 DNT11-0107		

DK10-PE		
Rated Data	UL	IEC
Rated Voltage (V)		
Rated Current (A)		
Rated impulse voltage		8KV
Wire range (AWG/mm ²)	16~8	1.5~10
Connection Capacity		
Max. Solid (mm ²)		16
Max. Stranded (mm ²)		10
General Data		
Torque Wire (N.m)		1.76
Torque Din Rail (N.m)		0.8
Screw thread		M4
Stripping length (mm)		12~16
Insulation material		PA
T / W (mm)		10.4 / 56
H / H on TS-35 (mm)		46.4 / 47.4
Package		50
Part number	Package	
TM49W	10	
TS-35	20	
0.8 x 4 DNT11-0109		

Feed-through Grounding Terminal Blocks



DK16-PE		
Rated Data	UL	IEC
Rated Voltage (V)		
Rated Current (A)		
Rated impulse voltage		8KV
Wire range (AWG/mm ²)	14~6	2.5~16
Connection Capacity		
Max. Solid (mm ²)		25
Max. Stranded (mm ²)		16
General Data		
Torque Wire (N.m)		3.4
Torque Din Rail (N.m)		0.8
Screw thread		M5
Stripping length (mm)		14~18
Insulation material		PA
T / W (mm)		12 / 56
H / H on TS-35 (mm)		62.4 / 63.4
Package		20
Part number	Package	
TM49W	10	
TS-35	20	
1.0 x 5.5 DNT11-0111		

DK35H-PE		
Rated Data	UL	IEC
Rated Voltage (V)		
Rated Current (A)		
Rated impulse voltage		8KV
Wire range (AWG/mm ²)	12~3	2.5~35
Connection Capacity		
Max. Solid (mm ²)		50
Max. Stranded (mm ²)		35
General Data		
Torque Wire (N.m)		3.5
Torque Din Rail (N.m)		1.2
Screw thread		M6
Stripping length (mm)		16~18
Insulation material		PA
T / W (mm)		16 / 52
H / H on TS-35 (mm)		59 / 61.2
Package		50
Part number	Package	
TM49W	10	
TS-35	20	
1.0 x 5.5 DNT11-0111		

DK50-PE		
Rated Data	UL	IEC
Rated Voltage (V)		
Rated Current (A)		
Rated impulse voltage		8KV
Wire range (AWG/mm ²)	6	16~50
Connection Capacity		
Max. Solid (mm ²)		
Max. Stranded (mm ²)		50
General Data		
Torque Wire (N.m)		7.9
Torque Din Rail (N.m)		3.3
Screw thread		M6
Stripping length (mm)		20~25
Insulation material		PA
T / W (mm)		20 / 70.5
H / H on TS-35 (mm)		75.6 / 76.6
Package		10
Part number	Package	
TM49W	10	
TS-35	20	
5mm		


(Copper DIN rail installation)

DK95-PE		
Rated Data	UL	IEC
Rated Voltage (V)		
Rated Current (A)		
Rated impulse voltage		8KV
Wire range (AWG/mm ²)	2~4/0	35~95
Connection Capacity		
Max. Solid (mm ²)		
Max. Stranded (mm ²)		95
General Data		
Torque Wire (N.m)		17.9
Torque Din Rail (N.m)		5.6
Screw thread		M8
Stripping length (mm)		20~25
Insulation material		PA
T / W (mm)		25 / 80
H / H on TS-35 (mm)		86.1 / 89.9
Package		10
Part number	Package	
TM49W	10	
TS-35	20	
6mm		

(Copper DIN rail installation)


Screw Connection

Plug-in Connection Terminal Blocks



Modular terminal blocks with sockets on one side are demanded frequently in control system. DKES1,5 series are equipped with two sockets, one vertical entry on top and one horizontal entry on the side, various plugs for options. Accessories include protection covers, insertion bridges and marking labels. The multi-position cover can be broken up into any number of positions and snapped into the housing as shock protection for the contact pins when removing the plugs.

DKES1.5..



DKES1.5		
Rated Data	UL	IEC
Rated Voltage (V)	300	250
Rated Current (A)	20	24
Rated impulse voltage	4KV	
Wire range (AWG/mm ²)	22~12	0.5~1.5
Connection Capacity		
Max. Solid (mm ²)	1.5	
Max. Stranded (mm ²)	1.5	
General Data		
Torque (N.m)	0.5	
Screw thread	M3	
Stripping length (mm)	9~10	
Insulation material	PA	
T / W (mm)	5.08 / 50.6	
H / H on TS-35 (mm)	42.4 / 43.5	

Color	Part number	Package
	DKES1.5	100


Part number	Package
DKES1.5CA / DKES1.5MCA	50
DKES1.5CB / DKES1.5MCB	50
Cover	
DKESP1.5-XXP	50
Screw-on bridge	
DSD03-1.502	50
DSD03-1.503	50
DSD03-1.504	50
DSD03-1.505	10
DSD03-1.510	10
TM42W / TM47W	10
TS-35	20
0.6 x 2.5 DNT11-0107	



DKES1.5-XXP		
Rated Data	UL	IEC
Rated Voltage (V)	300	250
Rated Current (A)	20	24
Rated impulse voltage	4KV	
Wire range (AWG/mm ²)	22~12	0.5~1.5
Connection Capacity		
Max. Solid (mm ²)	1.5	
Max. Stranded (mm ²)	1.5	
General Data		
Torque (N.m)	0.5	
Screw thread	M3	
Stripping length (mm)	9~10	
Insulation material	PA	
T / W (mm)	5.08 / 50.6	
H / H on TS-35 (mm)	42.4 / 43.5	

Color	Part number	Package
	DKES1.5-01P	100
	DKES1.5-02P~06P	50
	DKES1.5-07P~10P	20

Part number	Package
DKESP1.5-XXP	50
DSD03-1.502	50
DSD03-1.503	50
DSD03-1.504	50
DSD03-1.505	10
DSD03-1.510	10
TM42W / TM47W	10
TS-35	20
0.6 x 2.5 DNT11-0107	


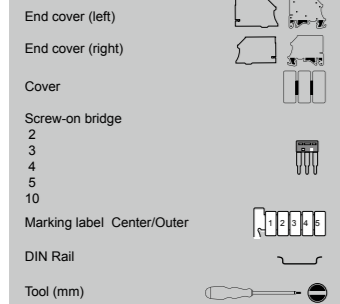


DKES1.5M-XXP		
Rated Data	UL	IEC
Rated Voltage (V)	300	250
Rated Current (A)	20	24
Rated impulse voltage	4KV	
Wire range (AWG/mm ²)	22~12	0.5~1.5
Connection Capacity		
Max. Solid (mm ²)	1.5	
Max. Stranded (mm ²)	1.5	
General Data		
Torque (N.m)	0.5	
Screw thread	M3	
Stripping length (mm)	9~10	
Insulation material	PA	
T / W (mm)	5.08 / 50.6	
H / H on TS-35 (mm)	42.4 / 43.5	


Color	Part number	Package
	DKES1.5-01P	100
	DKES1.5-02P~06P	50
	DKES1.5-07P~10P	20

Part number	Package
DKESP1.5-XXP	50
DSD03-1.502	50
DSD03-1.503	50
DSD03-1.504	50
DSD03-1.505	10
DSD03-1.510	10
TM42W / TM47W	10
TS-35	20
0.6 x 2.5 DNT11-0107	


Accessories



Pole#	P/N	Pole#	P/N
2	2ESV-02P	2	2ESDV-02P
3	2ESV-03P	3	2ESDV-03P
4	2ESV-04P	4	2ESDV-04P
6	2ESV-06P	6	2ESDV-06P



Pole#	P/N	Pole#	P/N
2	2ESV-02P	2	2ESDV-02P
3	2ESV-03P	3	2ESDV-03P
4	2ESV-04P	4	2ESDV-04P
6	2ESV-06P	6	2ESDV-06P



Pole#	P/N	Pole#	P/N
2	2ESV-02P	2	2ESDV-02P
3	2ESV-03P	3	2ESDV-03P
4	2ESV-04P	4	2ESDV-04P
6	2ESV-06P	6	2ESDV-06P


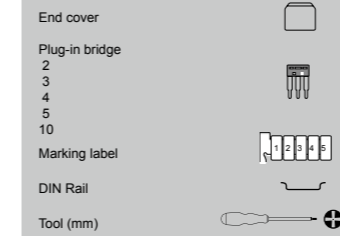
Miniature Feedthrough Terminal Blocks



Power distribution is one of the most common switching tasks in control system. The main task of miniature modular terminal blocks in control design is to carry out power distribution. The compact micro-terminal block DK..S series meets the growing demand for smaller switch boxes suitable. Available accessories include insertion bridges and marking labels, suitable for TS-15 DIN rail mounting.


DK..S

Accessories




DK2.5S		
Rated Data	UL	IEC
Rated Voltage (V)	300	500
Rated Current (A)	20	24
Rated impulse voltage	4KV	
Wire range (AWG/mm ²)	22~12	0.34~2.5
Connection Capacity		
Max. Solid (mm ²)	4	
Max. Stranded (mm ²)	2.5	
General Data		
Torque (N.m)	0.4	
Screw thread	M2.5	
Stripping length (mm)	7~9	
Insulation material	PA	
T / W (mm)	5.1 / 22	
H / H on TS-15 (mm)	28 / 28.4	

Package	Part number	Package
	DK2.5PC	50
	CSC-2.502PS	50
	CSC-2.503PS	50
	CSC-2.504PS	50
	CSC-2.505PS	10
	CSC-2.510PS	10
	TM42W	10
	TS-15	20
	#0 / 3.0 DNT11-0201	




DK4S		
Rated Data	UL	IEC
Rated Voltage (V)	300	500
Rated Current (A)	30	32
Rated impulse voltage	4KV	
Wire range (AWG/mm ²)	22~10	0.34~4
Connection Capacity		
Max. Solid (mm ²)	6	
Max. Stranded (mm ²)	4	
General Data		
Torque (N.m)	0.6	0.5
Screw thread	M3	
Stripping length (mm)	7~9	
Insulation material	PA	
T / W (mm)	6.1 / 22	
H / H on TS-15 (mm)	31.5 / 31.9	

Package	Part number	Package
	DK4PC	50
	CSC-402PS	50
	CSC-403PS	50
	CSC-404PS	50
	CSC-405PS	10
	CSC-410PS	10
	TM43W	10
	TS-15	20
	#0 / 3.0 DNT11-0201	



DK6S		
Rated Data	UL	IEC
Rated Voltage (V)	300	500
Rated Current (A)	50	41
Rated impulse voltage	4KV	
Wire range (AWG/mm ²)	20~8	0.5~6
Connection Capacity		
Max. Solid (mm ²)	10	
Max. Stranded (mm ²)	6	
General Data		
Torque (N.m)	1.2	
Screw thread	M4	
Stripping length (mm)	9~11	
Insulation material	PA	
T / W (mm)	8 / 30.3	
H / H on TS-15 (mm)	37.4 / 37.8	

Package	Part number	Package
	DK6PC	50
	CSC-602PS	50
	CSC-603PS	50
	CSC-604PS	50
	CSC-605PS	10
	CSC-610PS	10
	TM44W	10
	TS-15	20
	#1 / 5.0 DNT11-0202	




Disconnect Terminal Blocks




- To disconnect the terminal block in the application of measurement, regulation and control systems is an important function to fast locate faults and proceed inspections under zero voltage conditions. The user-friendly disconnecting knives save space with low contact resistance and high current carrying capacity.
- The combinations of base terminal block, DK..N-T feed-through connectors, isolating plugs and component plugs can be used in almost all electrical systems for various switching tasks.
- The AKP-TP isolating plug can be removed and disconnected easily. Plug back into the disconnected area and turn it on again.
- Once the AKP-TG feed-through connector is installed, it cannot be removed. The conductor can connect closely and disconnect by breaking the contact point.
- The AKP-CP is an empty plug that can be equipped with diodes, resistors or other components. The multi-function plug can be opened and install the needed components by users, which is to disconnect the terminal blocks.

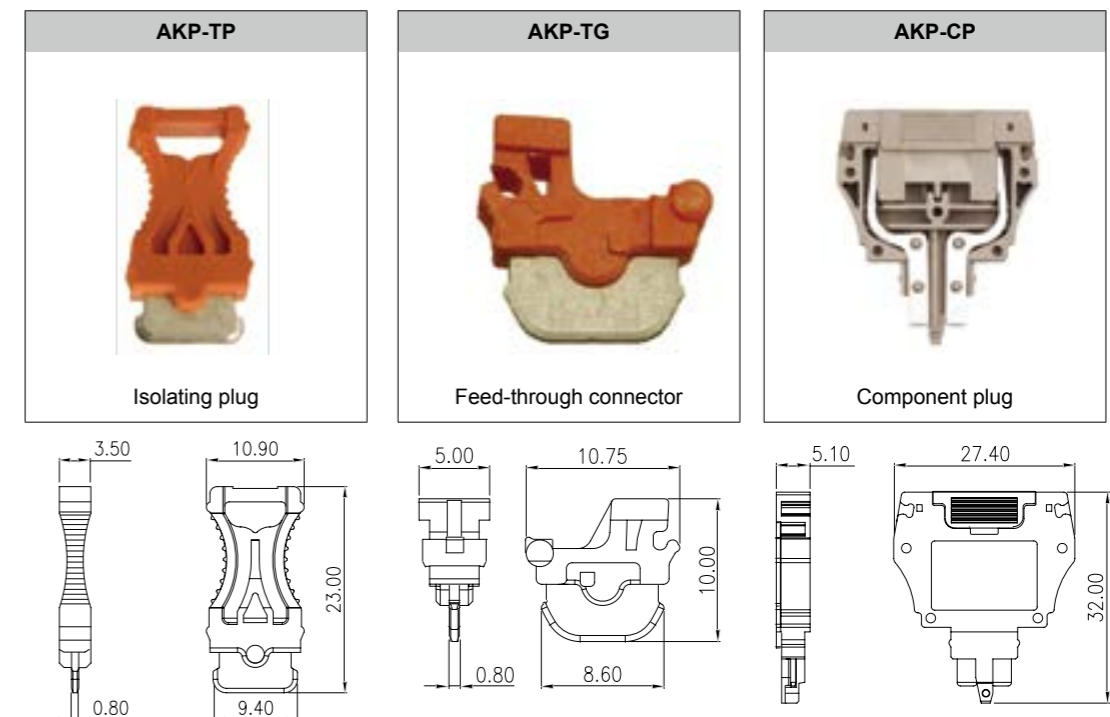
AKP-CP Installation



Basic Disconnect Terminal Blocks



DK2.5N-T			DK4N-T			DKK2.5N-T			DKK4N-T		
Rated Data	UL	IEC	Rated Data	UL	IEC	Rated Data	UL	IEC	Rated Data	UL	IEC
Rated Voltage (V)	300	400	Rated Voltage (V)	300	400	Rated Voltage (V)	300	400	Rated Voltage (V)	300	400
Rated Current (A)	20	24	Rated Current (A)	30	32	Rated Current (A)	20	23	Rated Current (A)	30	32
Rated impulse voltage	6KV		Rated impulse voltage	6KV		Rated impulse voltage	6KV		Rated impulse voltage	6KV	
Wire range (AWG/mm ²)	22~12	0.34~2.5	Wire range (AWG/mm ²)	22~10	0.34~4	Wire range (AWG/mm ²)	22~12	0.34~2.5	Wire range (AWG/mm ²)	22~10	0.34~4
Connection Capacity			Connection Capacity			Connection Capacity			Connection Capacity		
Max. Solid (mm ²)	4		Max. Solid (mm ²)	6		Max. Solid (mm ²)	4		Max. Solid (mm ²)	6	
Max. Stranded (mm ²)	2.5		Max. Stranded (mm ²)	4		Max. Stranded (mm ²)	2.5		Max. Stranded (mm ²)	4	
General Data			General Data			General Data			General Data		
Torque (N.m)	0.4		Torque (N.m)	0.6		Torque (N.m)	0.4		Torque (N.m)	0.6	
Screw thread	M2.5		Screw thread	M3		Screw thread	M2.5		Screw thread	M3	
Stripping length (mm)	9~11		Stripping length (mm)	9~11		Stripping length (mm)	9~11		Stripping length (mm)	9~11	
Insulation material	PA		Insulation material	PA		Insulation material	PA		Insulation material	PA	
T / W (mm)	5.1 / 40.7		T / W (mm)	6.1 / 40.7		T / W (mm)	5.1 / 71.5		T / W (mm)	6.1 / 71.5	
H / H on TS-35 (mm)	40.9 / 41.8		H / H on TS-35 (mm)	40.9 / 41.8		H / H on TS-35 (mm)	62.2 / 63		H / H on TS-35 (mm)	62.2 / 63	
Package	100		Package	100		Package	100		Package	100	



Knife and Disconnect Terminal Blocks




DK2.5N-T is a basic terminal block, the universal socket on the top facilitates to allow isolating plug, straight-through connector and component connector inserted to perform the disconnecting function. There are complete attachments for easy identification, partitioning and plug-in bridging applications.

DK2.5N-T


Accessories

End cover	
Insertion bridge	
2	
3	
4	
5	
10	
Marking label	
DIN Rail	
Tool (mm)	




DK2.5N-TP

Rated Data		UL	IEC
Rated Voltage (V)	300	300	400
Rated Current (A)	20	20	24
Rated impulse voltage		6KV	
Wire range (AWG/mm ²)	22~12	0.34~2.5	
Connection Capacity			
Max. Solid (mm ²)		4	
Max. Stranded (mm ²)		2.5	
General Data			
Torque (N.m)		0.4	
Screw thread		M2.5	
Stripping length (mm)		9~11	
Insulation material		PA	
T / W (mm)		5.1 / 40.7	
H / H on TS-35 (mm)		40.9 / 41.8	
H of accessory (mm)		14.1	
Package		100	
Part number	Package		
DK4NC	50		
CSC-2.502PN	50		
CSC-2.503PN	50		
CSC-2.504PN	50		
CSC-2.505PN	10		
CSC-2.510PN	10		
TM47W	10		
TS-35	20		
#0 / 3.0 DNT11-0201			



DK2.5N-TG

Rated Data		UL	IEC
Rated Voltage (V)	300	300	400
Rated Current (A)	20	20	24
Rated impulse voltage		6KV	
Wire range (AWG/mm ²)	22~12	0.34~2.5	
Connection Capacity			
Max. Solid (mm ²)		4	
Max. Stranded (mm ²)		2.5	
General Data			
Torque (N.m)		0.4	
Screw thread		M2.5	
Stripping length (mm)		9~11	
Insulation material		PA	
T / W (mm)		5.1 / 40.7	
H / H on TS-35 (mm)		40.9 / 41.8	
H of accessory (mm)		1.7	
Package		100	
Part number	Package		
DK4NC	50		
CSC-2.502PN	50		
CSC-2.503PN	50		
CSC-2.504PN	50		
CSC-2.505PN	10		
CSC-2.510PN	10		
TM47W	10		
TS-35	20		
#0 / 3.0 DNT11-0201			



DK2.5N-CP

Rated Data		UL	IEC
Rated Voltage (V)	300	300	400
Rated Current (A)	6	6	6
Rated impulse voltage		6KV	
Wire range (AWG/mm ²)	22~12	0.34~2.5	
Connection Capacity			
Max. Solid (mm ²)		4	
Max. Stranded (mm ²)		2.5	
General Data			
Torque (N.m)		0.4	
Screw thread		M2.5	
Stripping length (mm)		9~11	
Insulation material		PA	
T / W (mm)		5.1 / 40.7	
H / H on TS-35 (mm)		40.9 / 41.8	
H of accessory (mm)		21.2	
Package		100	
Part number	Package		
DK4NC	50		
CSC-2.502PN	50		
CSC-2.503PN	50		
CSC-2.504PN	50		
CSC-2.505PN	10		
CSC-2.510PN	10		
TM47W	10		
TS-35	20		
#0 / 3.0 DNT11-0201			

Knife and Disconnect Terminal Blocks




DK4N-T is a basic terminal block, the universal socket on the top facilitates to allow isolating plug, straight-through connector and component connector inserted to perform the disconnecting function. There are complete attachments for easy identification, partitioning and plug-in bridging applications.

DK4N-T


Accessories

End cover	
Insertion bridge	
2	
3	
4	
5	
10	
Marking label	
DIN Rail	
Tool (mm)	




DK4N-TP

Rated Data		UL	IEC
Rated Voltage (V)	300	300	400
Rated Current (A)	30	30	32
Rated impulse voltage		6KV	
Wire range (AWG/mm ²)	22~10	0.34~4	
Connection Capacity			
Max. Solid (mm ²)		6	
Max. Stranded (mm ²)		4	
General Data			
Torque (N.m)		0.6	
Screw thread		M3	
Stripping length (mm)		9~11	
Insulation material		PA	
T / W (mm)		6.1 / 40.7	
H / H on TS-35 (mm)		40.9 / 41.8	
H of accessory (mm)		14.1	
Package		100	
Part number	Package		
DK4NC	50		
CSC-402PN	50		
CSC-403PN	50		
CSC-404PN	50		
CSC-405PN	10		
CSC-410PN	10		
TM48W	10		
TS-35	20		
#0 / 3.0 DNT11-0201			



DK4N-TG

Rated Data		UL	IEC
Rated Voltage (V)	300	300	400
Rated Current (A)	30	30	32
Rated impulse voltage		6KV	
Wire range (AWG/mm ²)	22~10	0.34~4	
Connection Capacity			
Max. Solid (mm ²)		6	
Max. Stranded (mm ²)		4	
General Data			
Torque (N.m)		0.6	
Screw thread		M3	
Stripping length (mm)		9~11	
Insulation material		PA	
T / W (mm)		6.1 / 40.7	
H / H on TS-35 (mm)		40.9 / 41.8	
H of accessory (mm)		1.7	
Package		100	
Part number	Package		
DK4NC	50		
CSC-402PN	50		
CSC-403PN	50		
CSC-404PN	50		
CSC-405PN	10		
CSC-410PN	10		
TM48W	10		
TS-35	20		
#0 / 3.0 DNT11-0201			



DK4N-CP

Rated Data		UL	IEC
Rated Voltage (V)	300	300	400
Rated Current (A)	6	6	6
Rated impulse voltage		6KV	
Wire range (AWG/mm ²)	22~10	0.34~4	
Connection Capacity			
Max. Solid (mm ²)		6	
Max. Stranded (mm ²)		4	
General Data			
Torque (N.m)		0.6	
Screw thread		M3	
Stripping length (mm)		9~11	
Insulation material		PA	
T / W (mm)		6.1 / 40.7	
H / H on TS-35 (mm)		40.9 / 41.8	
H of accessory (mm)		21.2	
Package		100	
Part number	Package		
DK4NC	50		
CSC-402PN	50		
CSC-403PN	50		
CSC-404PN	50		
CSC-405PN	10		
CSC-410PN	10		
TM48W	10		
TS-35	20		
#0 / 3.0 DNT11-0201			

Screw Connection

Bi-Level Knife and Disconnect Terminal Blocks




DKK2.5N-T is a double layer basic terminal block with independent potential each layer. The universal socket on the top facilitates to allow isolating plug, straight-through connector and component connector inserted to perform the disconnecting function. There are complete attachments for easy identification, partitioning and plug-in bridging applications.


DKK2.5N-T

Accessories


End cover	
Plug-in bridge	
2	
3	
4	
5	
10	
Insertion bridge	
2	
3	
4	
5	
10	
Marking label	
DIN Rail	
Tool (mm)	



DKK2.5N-TP		
Rated Data	UL	IEC
Rated Voltage (V)	300	400
Rated Current (A)	20	23
Rated impulse voltage	6KV	
Wire range (AWG/mm ²)	22~12	0.34~2.5
Connection Capacity		
Max. Solid (mm ²)	4	
Max. Stranded (mm ²)	2.5	
General Data		
Torque (N.m)	0.4	
Screw thread	M2.5	
Stripping length (mm)	9~11	
Insulation material	PA	
T / W (mm)	5.1 / 71.5	
H / H on TS-35 (mm)	62.2 / 63	
H of accessory (mm)	14.1	
Package	50	
Part number	Package	
DKK2.5NC	50	
DSS2.5N-02P	50	
DSS2.5N-03P	50	
DSS2.5N-04P	50	
DSS2.5N-05P	10	
DSS2.5N-10P	10	
CSC-2.502PN	50	
CSC-2.503PN	50	
CSC-2.504PN	50	
CSC-2.505PN	10	
CSC-2.510PN	10	
TM47W	10	
TS-35	20	
#0 / 3.0 DNT11-0201		



DKK2.5N-TG		
Rated Data	UL	IEC
Rated Voltage (V)	300	400
Rated Current (A)	20	21
Rated impulse voltage	6KV	
Wire range (AWG/mm ²)	22~12	0.34~2.5
Connection Capacity		
Max. Solid (mm ²)	4	
Max. Stranded (mm ²)	2.5	
General Data		
Torque (N.m)	0.4	
Screw thread	M2.5	
Stripping length (mm)	9~11	
Insulation material	PA	
T / W (mm)	5.1 / 71.5	
H / H on TS-35 (mm)	62.2 / 63	
H of accessory (mm)	1.7	
Package	50	
Part number	Package	
DKK2.5NC	50	
DSS2.5N-02P	50	
DSS2.5N-03P	50	
DSS2.5N-04P	50	
DSS2.5N-05P	10	
DSS2.5N-10P	10	
CSC-2.502PN	50	
CSC-2.503PN	50	
CSC-2.504PN	50	
CSC-2.505PN	10	
CSC-2.510PN	10	
TM47W	10	
TS-35	20	
#0 / 3.0 DNT11-0201		



DKK2.5N-CP		
Rated Data	UL	IEC
Rated Voltage (V)	300	400
Rated Current (A)	6	6
Rated impulse voltage	6KV	
Wire range (AWG/mm ²)	22~12	0.34~2.5
Connection Capacity		
Max. Solid (mm ²)	4	
Max. Stranded (mm ²)	2.5	
General Data		
Torque (N.m)	0.4	
Screw thread	M2.5	
Stripping length (mm)	9~11	
Insulation material	PA	
T / W (mm)	5.1 / 71.5	
H / H on TS-35 (mm)	62.2 / 63	
H of accessory (mm)	21.2	
Package	50	
Part number	Package	
DKK2.5NC	50	
DSS2.5N-02P	50	
DSS2.5N-03P	50	
DSS2.5N-04P	50	
DSS2.5N-05P	10	
DSS2.5N-10P	10	
CSC-2.502PN	50	
CSC-2.503PN	50	
CSC-2.504PN	50	
CSC-2.505PN	10	
CSC-2.510PN	10	
TM47W	10	
TS-35	20	
#0 / 3.0 DNT11-0201		

Bi-Level Knife and Disconnect Terminal Blocks




DKK4N-T is a double layer basic terminal block with independent potential each layer. The universal socket on the top facilitates to allow isolating plug, straight-through connector and component connector inserted to perform the disconnecting function. There are complete attachments for easy identification, partitioning and plug-in bridging applications.


DKK4N-T

Accessories


End cover	
Plug-in bridge	
2	
3	
4	
5	
10	
Insertion bridge	
2	
3	
4	
5	
10	
Marking label	
DIN Rail	
Tool (mm)	



DKK4N-TP		
Rated Data	UL	IEC
Rated Voltage (V)	300	400
Rated Current (A)	30	32
Rated impulse voltage	6KV	
Wire range (AWG/mm ²)	22~10	0.34~4
Connection Capacity		
Max. Solid (mm ²)	6	
Max. Stranded (mm ²)	4	
General Data		
Torque (N.m)	0.6	
Screw thread	M3	
Stripping length (mm)	9~11	
Insulation material	PA	
T / W (mm)	6.1 / 71.5	
H / H on TS-35 (mm)	62.2 / 63	
H of accessory (mm)	14.1	
Package	50	
Part number	Package	
DKK2.5NC	50	
DSS4N-02P	50	
DSS4N-03P	50	
DSS4N-04P	50	
DSS4N-05P	10	
DSS4N-10P	10	
CSC-402PN	50	
CSC-403PN	50	
CSC-404PN	50	
CSC-405PN	10	
CSC-410PN	10	
TM48W	10	
TS-35	20	
#0 / 3.0 DNT11-0201		



DKK4N-TG		
Rated Data	UL	IEC
Rated Voltage (V)	300	400
Rated Current (A)	30	32
Rated impulse voltage	6KV	
Wire range (AWG/mm ²)	22~10	0.34~4
Connection Capacity		
Max. Solid (mm ²)	6	
Max. Stranded (mm ²)	4	
General Data		
Torque (N.m)	0.6	
Screw thread	M3	
Stripping length (mm)	9~11	
Insulation material	PA	
T / W (mm)	6.1 / 71.5	
H / H on TS-35 (mm)	62.2 / 63	
H of accessory (mm)	1.7	
Package	50	
Part number	Package	
DKK2.5NC	50	
DSS4N-02P	50	
DSS4N-03P	50	
DSS4N-04P	50	
DSS4N-05P	10	
DSS4N-10P	10	
CSC-402PN	50	
CSC-403PN	50	
CSC-404PN	50	
CSC-405PN	10	
CSC-410PN	10	
TM48W	10	
TS-35	20	
#0 / 3.0 DNT11-0201		



DKK4N-CP		
Rated Data	UL	IEC
Rated Voltage (V)	300	400
Rated Current (A)	6	6
Rated impulse voltage	6KV	
Wire range (AWG/mm ²)	22~10	0.34~4
Connection Capacity		
Max. Solid (mm ²)	6	
Max. Stranded (mm ²)	4	
General Data		
Torque (N.m)	0.6	
Screw thread	M3	
Stripping length (mm)	9~11	
Insulation material	PA	
T / W (mm)	6.1 / 71.5	
H / H on TS-35 (mm)	62.2 / 63	
H of accessory (mm)	21.2	
Package	50	
Part number	Package	
DKK2.5NC	50	
DSS2.5N-02P	50	
DSS2.5N-03P	50	
DSS2.5N-04P	50	
DSS2.5N-05P	10	
DSS2.5N-10P	10	
CSC-2.502PN	50	
CSC-2.503PN	50	
CSC-2.504PN	50	
CSC-2.505PN	10	
CSC-2.510PN	10	
TM48W	10	
TS-35	20	
#0 / 3.0 DNT11-0201		

Screw Connection

Lever-Type Fuse Disconnect Terminal Blocks


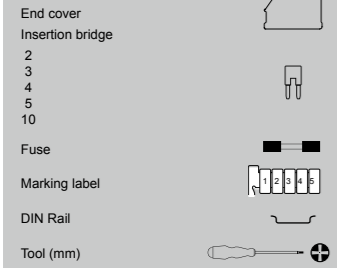


Fuse and disconnect terminal blocks can utilize the standard 5 x 20mm fuse through the lever type fuse holder. The fuse holder can be lifted for quick fuse replacement in the compartment. The product takes the advantages of simple power distribution and easy fuse insertion.


Fuse is excluded in the standard part number.

DK..N-TF(5X20)


Accessories



DK4N-TF(5X20)		
Rated Data	UL	IEC
Rated Voltage (V)	600	800
Rated Current (A)	12	12
Rated impulse voltage	6KV	
Wire range (AWG/mm ²)	22~10	0.14~4
Connection Capacity		
Max. Solid (mm ²)	6	
Max. Stranded (mm ²)	4	
General Data		
Torque (N.m)	0.53	
Screw thread	M3	
Stripping length (mm)	8~10	
Insulation material	PA	
T / W (mm)	8 / 53.3	
H / H on TS-35 (mm)	40.9 / 41.9	
H of accessory (mm)	5.4	
Package	50	
Part number	Package	
DK4NC-TF	50	
CSC-602PN	50	
CSC-603PN	50	
CSC-604PN	50	
CSC-605PN	10	
CSC-610PN	10	
FUK6.3A-01	50	
TM49W	10	
TS-35	20	
#0 / 3.0 DNT11-0201		



DK4N-TFL(5X20)		
Rated Data	UL	IEC
Rated Voltage (V)	600	800
Rated Current (A)	12	12
Rated impulse voltage	6KV	
Wire range (AWG/mm ²)	22~10	0.14~4
Connection Capacity		
Max. Solid (mm ²)	6	
Max. Stranded (mm ²)	4	
General Data		
Torque (N.m)	0.53	
Screw thread	M3	
Stripping length (mm)	8~10	
Insulation material	PA	
T / W (mm)	8/53.3	
H / H on TS-35 (mm)	40.9 / 41.9	
H of accessory (mm)	5.4	
Package	50	
Part number	Package	
DK4NC-TF	50	
CSC-602PN	50	
CSC-603PN	50	
CSC-604PN	50	
CSC-605PN	10	
CSC-610PN	10	
FUK6.3A-01	50	
TM49W	10	
TS-35	20	
#0 / 3.0 DNT11-0201		



DKK4-TF(5X20)		
Rated Data	UL	IEC
Rated Voltage (V)	300V	800V
Rated Current (A)	16 / 30A	16 / 30A
Rated impulse voltage	8KV	
Wire range (AWG/mm ²)	22~10	0.14~4
Connection Capacity		
Max. Solid (mm ²)	6	
Max. Stranded (mm ²)	4	
General Data		
Torque (N.m)	0.67	
Screw thread	M3.5	
Stripping length (mm)	10~12	
Insulation material	PA	
T / W (mm)	8/72.5	
H / H on TS-35 (mm)	56 / 56.7	
H of accessory (mm)	4.5	
Package	100	
Part number	Package	
DKK4C-TF(5X20)	50	
CSC-602PN	50	
CSC-603PN	50	
CSC-604PN	50	
CSC-605PN	10	
CSC-610PN	10	
FUK6.3A-01	50	
TM49W	10	
TS-35	20	
0.6 x 3.5 DNT11-0107		

Fuse size 5X20

Part Number	Current (A)
FUK1A-01	1
FUK2A-01	2
FUK6.3A-01	6.3

* DK4N-TFL(5X20) with LED display.

Part number	LED	Voltage
DK4N-TFL5(5X20)	with LED light	5V
DK4N-TFL12(5X20)	with LED light	12V
DK4N-TFL24(5X20)	with LED light	24V
DK4N-TFL48(5X20)	with LED light	48V
DK4N-TFL110(5X20)	with LED light	110V
DK4N-TFL220(5X20)	with LED light	220V
DK4N-TFL300(5X20)	with LED light	300V

Fuse and Disconnect Terminal Blocks


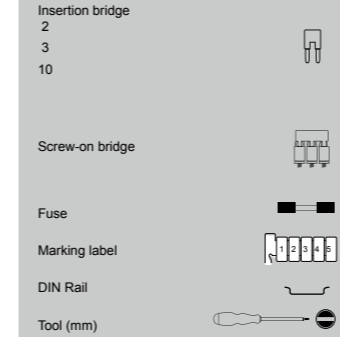


This fuse and disconnect terminal block can install the standard 5 x 20mm fuse through the fuse cartridge. The fuse cartridge can screw onto the base terminal block to perform the disconnecting function. This product takes the advantages of simple power distribution and easy fuse insertion.

Fuse is excluded in the standard part number.

DK..-TF(5X20)

Accessories



DK10-TF(5X20)		
Rated Data	UL	IEC
Rated Voltage (V)	600	800
Rated Current (A)	6.3	6.3
Rated impulse voltage	8KV	
Wire range (AWG/mm ²)	22~6	0.15~10
Connection Capacity		
Max. Solid (mm ²)	16	
Max. Stranded (mm ²)	10	
General Data		
Torque (N.m)	1.8	
Screw thread	M4	
Stripping length (mm)	12~16	
Insulation material	PA	
T / W (mm)	12 / 61.63	
H / H on TS-35 (mm)	47.2 / 48	
H of accessory (mm)	10.6	
Package	50	
Part number	Package	
CSC-1602PN	10	
CSC-1603PN	10	
CSC-1610PN	10	
DS16-02P	10	
DS16-10P	10	
FUK6.3A-01	50	
TM45W	10	
TS-35	20	
0.6 x 3.5 DNT11-0107		

Screw Connection

Test Disconnect Terminal Blocks

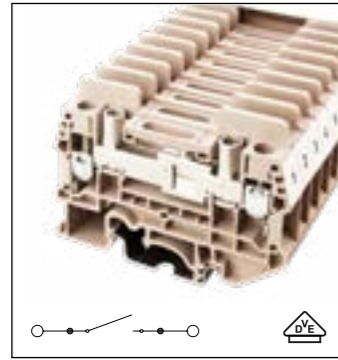
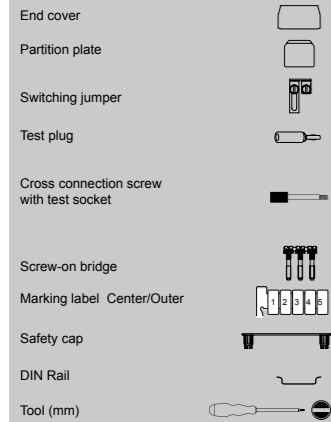


The test disconnect terminal blocks are designed specifically for the secondary circuit of current transformers. DKT6N can be easily design with screw-on bridges, switch bars and 4mm ø test plugs as a simple detection circuit.

To check the signal inside the circuit with a 4 mm ø test probe, only two terminal blocks are needed to confirm if the current transformer secondary circuit is conducting. Less space is required to connect multiple measuring devices or protective relays.

DKT..N

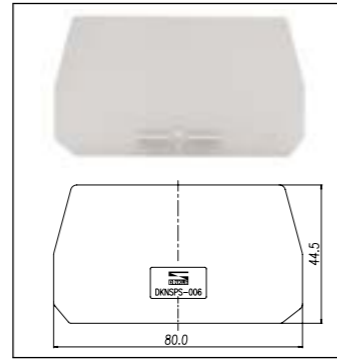
Accessories



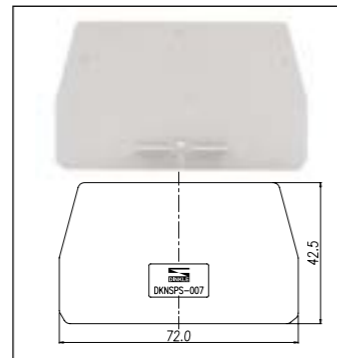
DKTD6N

Rated Data	UL	IEC
Rated Voltage (V)	300	800
Rated Current (A)	42	41
Rated impulse voltage	8KV	
Wire range (AWG/mm ²)	20~8	0.5~6
Connection Capacity		
Max. Solid (mm ²)	10	
Max. Stranded (mm ²)	6	
General Data		
Torque (N.m)	1.2	
Screw thread	M4	
Stripping length (mm)	9~10	
Insulation material	PA	
T / W (mm)	8 / 72	
H / H on TS-35 (mm)	49.5 / 50.5	
Package	50	

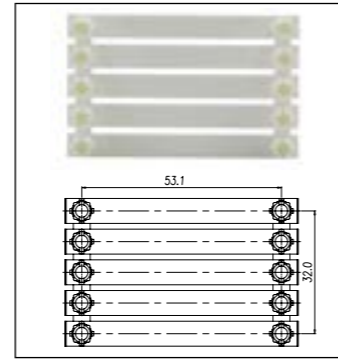
Color	Part number	Package
■	DKTD6N-RD	50
■	DKTD6N-BL	50
Part number		
	DKTD6NC	50
	DKNSPS-006	50
	DKNSPS-007	50
	DS6B01-02/03/04	100
■	C002-0101-BK	50
■	C002-0101-RD	50
■	DS6S4	200
■	DS6S4-OR	200
■	DS6S4-YW	200
■	DS6S4-RD	200
■	DS6B02-02	50
■	DS6B02-10	10
	TM49W	10
	DKTD6N-KP/DKBC150-XXXX	50
	TS-35	20
	0.8 x 4 DNT11-0109	



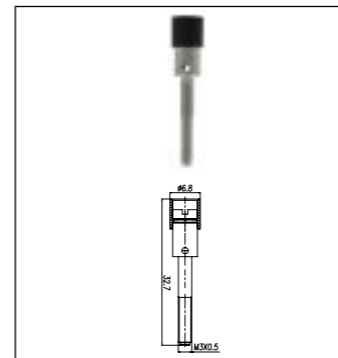
DKNSPS-006




DKNSPS-007




DKTD6N-KP




DS6S4



DS6B01-XX



C002-0101



DS6B02-XX




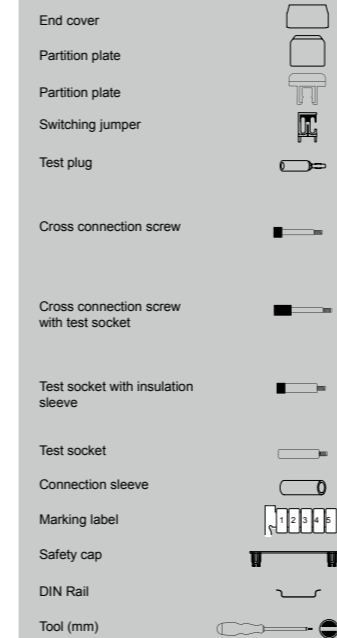
Test Disconnect Terminal Blocks



DKTL6 & DKTD6 are designed for the simple connection testing in secondary circuits of current transformer. The slide type bridge is easily switched to carry out connection and disconnection for various task purpose. Testing probe in 4 mm ø size can be used to check circuit through the test sockets. The advantages of DKT series include compact size, convenience to install, clear indication and easy to use.

DKT


Accessories



DKTD6

Rated Data	UL	IEC
Rated Voltage (V)	300	800
Rated Current (A)	48	41
Rated impulse voltage	8KV	
Wire range (AWG/mm ²)	20~8	0.5~6
Connection Capacity		
Max. Solid (mm ²)	10	
Max. Stranded (mm ²)	6	
General Data		
Torque (N.m)	2	
Screw thread	M4	
Stripping length (mm)	8	
Insulation material	PA	
T / W (mm)	8 / 65.2	
H / H on TS-35 (mm)	47.7 / 48.5	
Package	50	

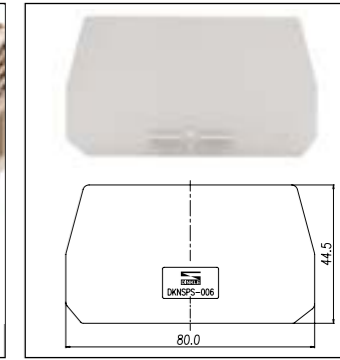
Color	Part number	Package
■	DKTD6-RD	50
■	DKTD6-BL	50
Part number		
	DKTLC	50
	DKSPS-006	50
	DKTLP	50
2 way	DS6A02	100
3 way	DS6A03	100
■	C002-0101-BK	50
■	C002-0101-RD	50
■	DS6S1	50
■	DS6S1-OR	50
■	DS6S1-YW	50
■	DS6S1-RD	50
■	DS6S2	50
■	DS6S2-OR	50
■	DS6S2-YW	50
■	DS6S2-RD	50
■	DS6S3	50
■	DS6S3-OR	50
■	DS6S3-YW	50
■	DS6S3-RD	50
	C002-0201	50
	C002-0301	50
	TM49W	10
	DKTD6-KP	50
	TS-35	20
	0.6 x 3.5 DNT11-0107	



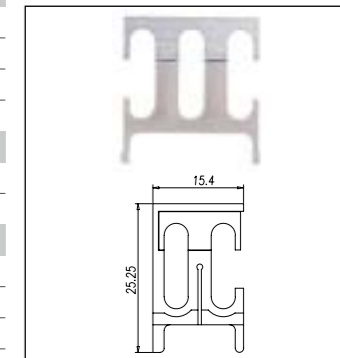
DKTL6

Rated Data	UL	IEC
Rated Voltage (V)	300	800
Rated Current (A)	48	41
Rated impulse voltage	8KV	
Wire range (AWG/mm ²)	20~8	0.5~6
Connection Capacity		
Max. Solid (mm ²)	10	
Max. Stranded (mm ²)	6	
General Data		
Torque (N.m)	2	
Screw thread	M4	
Stripping length (mm)	8	
Insulation material	PA	
T / W (mm)	8 / 65.2	
H / H on TS-35 (mm)	47.7 / 48.5	
Package	50	

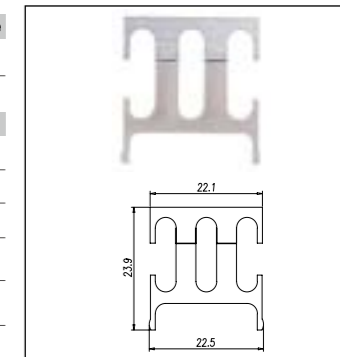
Color	Part number	Package
■	DKTD6-RD	50
■	DKTD6-BL	50
Part number		
	DKTLC	50
	DKSPS-006	50
	DKTLP	50
2 way	DS6A02	100
3 way	DS6A03	100
■	C002-0101-BK	50
■	C002-0101-RD	50
■	DS6S1	50
■	DS6S1-OR	50
■	DS6S1-YW	50
■	DS6S1-RD	50
■	DS6S2	50
■	DS6S2-OR	50
■	DS6S2-YW	50
■	DS6S2-RD	50
■	DS6S3	50
■	DS6S3-OR	50
■	DS6S3-YW	50
■	DS6S3-RD	50
	C002-0201	50
	C002-0301	50
	TM49W	10
	DKTD6-KP	50
	TS-35	20
	0.6 x 3.5 DNT11-0107	




DKNSPS-006



DS6A02



DS6A03



Feed-Through Panel Type Terminal Blocks

- Suitable for the application in the lower power spectrum to connect to small motors. PM..N series are available to apply in power distribution in various position combination. Compact design for constrained space operation. Accessories including marking labels, bridges, and partition plates, that can meet various requirements.




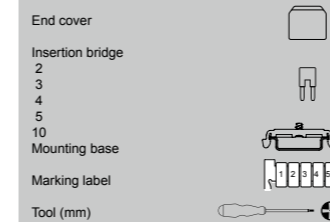
Screw Panel Type Terminal Blocks



Suitable for the application in the lower power spectrum to connect to small motors. PM..N series are available to apply in power distribution in various position combination. Compact design for constrained space operation. Accessories including marking labels, bridges, and partition plates, that can meet various requirements.

PM..N

Accessories




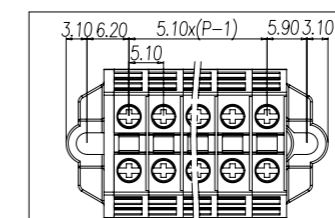
PM2.5N		
Rated Data	UL	IEC
Rated Voltage (V)	300	500
Rated Current (A)	20	24
Rated impulse voltage	6KV	
Wire range (AWG/mm ²)	22~12	0.34~2.5
Connection Capacity		
Max. Solid (mm ²)	4	
Max. Stranded (mm ²)	2.5	
General Data		
Torque (N.m)	0.39	
Screws	M2.5	
Stripping length (mm)	6~8	
Insulation material	PA	
TxHxW (mm)	5.1x20x22	
Package	100	

Color	Part number	Package
■	PM2.5N-01P...12P-OR	50
■	PM2.5N-01P...12P-WPE	50

Part number	Package
PM2.5NC	50
CSC-2.502PS	50
:	
CSC-2.510PS	50
PMH	50
TM47W	10
#0 / 3.0 DNT11-0201	

Pole	Part number	Package
01P	PM2.5N-01P	50
02P	PM2.5N-02P	50
03P	PM2.5N-03P	50
:	:	
08P	PM2.5N-08P	50

Dimension




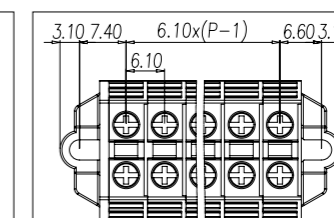
PM4N		
Rated Data	UL	IEC
Rated Voltage (V)	300	500
Rated Current (A)	30	32
Rated impulse voltage	6KV	
Wire range (AWG/mm ²)	22~10	0.5~4
Connection Capacity		
Max. Solid (mm ²)	6	
Max. Stranded (mm ²)	4	
General Data		
Torque (N.m)	0.49	
Screws	M3	
Stripping length (mm)	6~8	
Insulation material	PA	
TxHxW (mm)	6.1x23x22	
Package	100	

Color	Part number	Package
■	PM4N-01P...12P-OR	50
■	PM4N-01P...12P-WP	50

Part number	Package
PM4NC	50
CSC-402PS	50
:	
CSC-410PS	50
PMH	50
TM48W	10
#0 / 3.0 DNT11-0201	

Pole	Part number	Package
01P	PM4N-01P	50
02P	PM4N-02P	50
03P	PM4N-03P	50
:	:	
08P	PM4N-08P	50

Dimension



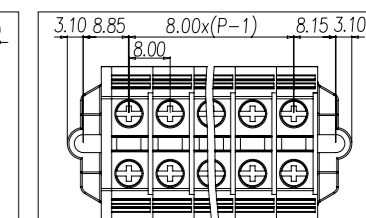
PM6N		
Rated Data	UL	IEC
Rated Voltage (V)	300	500
Rated Current (A)	65	41
Rated impulse voltage	6KV	
Wire range (AWG/mm ²)	20~6	0.5~6
Connection Capacity		
Max. Solid (mm ²)	10	
Max. Stranded (mm ²)	6	
General Data		
Torque (N.m)	1.18	
Screws	M4	
Stripping length (mm)	9~11	
Insulation material	PA	
TxHxW (mm)	8x29.8x30	
Package	100	

Color	Part number	Package
■	PM6N-01P...09P-OR	50
■	PM6N-10P...12P-OR	20
■	PM6N-01P...09P-WPE	50
■	PM6NG-10P...12P-WPE	20

Part number	Package
PM6NC	50
CSC-602PS	50
:	
CSC-610PS	50
PMH	50
TM49W	10
#1 / 5.0 DNT11-0202	


Pole	Part number	Package
01P	PM6N-01P	50
02P	PM6N-02P	50
03P	PM6N-03P	50
:	:	
08P	PM6N-08P	50

Dimension




Assembled blocks	End cover	Single block	End cover with spring clamp
PM2.5N-XXP	PM2.5NC	PM2.5N	-
PM4N-XXP	PM4NC	PM4N	-
PM6N-XXP	PM6NC	PM6N	-

Spring Panel Type Terminal Blocks




Suitable for the application in the lower power spectrum to connect to small motors. PM(M)2.5WN series are available to apply in power distribution with 2 & 4 wirings for options. Compact design of Spring clamp design for anti-vibration. Available accessories include insertion bridges and marking labels.

PM..WN



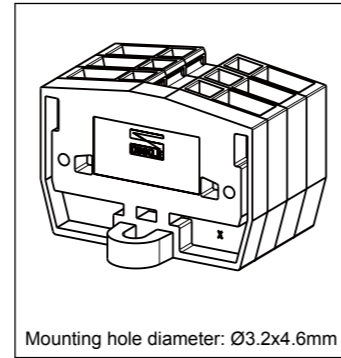
PM2.5WN-XXP		
Rated Data	UL	IEC
Rated Voltage (V)	600	800
Rated Current (A)	20	24
Rated impulse voltage	8KV	
Wire range (AWG/mm ²)	28~12	0.5~2.5
Connection Capacity		
Max. Solid (mm ²)	4	
Max. Stranded (mm ²)	2.5	
General Data		
Torque (N.m)		
Screws		
Stripping length (mm)	8~10mm	
Insulation material	PA	
TxHxW (mm)	5.1x22x32	
Package	100	

Color	Part number	Package
■	PM2.5WN-02P...12P-RD	50
■	PM2.5WN-02P...12P-BL	50
■	PM2.5WN-02P...12P-WPE	50
Accessories		
	Part number	Package
End cover (left)	PM2.5WNCA	50
End cover (right)	PM2.5WNCB	50
Insertion bridge	CSC-2.502P	2~4P/50
Marking label	TM42W	10
DIN Rail	0.4 x 2.5 DNT11-0102	

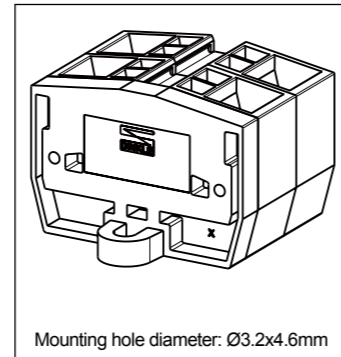


PMM2.5WN-XXP		
Rated Data	UL	IEC
Rated Voltage (V)	600	800
Rated Current (A)	20	24
Rated impulse voltage	8KV	
Wire range (AWG/mm ²)	28~12	0.5~2.5
Connection Capacity		
Max. Solid (mm ²)	4	
Max. Stranded (mm ²)	2.5	
General Data		
Torque (N.m)		
Screws		
Stripping length (mm)	8~10mm	
Insulation material	PA	
TxHxW (mm)	5.1x22x32	
Package	100	

Color	Part number	Package
■	PMM2.5WN-02P...11P-RD	50
■	PMM2.5WN-12P-RD	20
■	PMM2.5WN-02P...11P-BL	50
■	PMM2.5WN-12P-BL	20
■	PMM2.5WN-02P...11P-WPE	50
■	PMM2.5WN-12P-WPE	20
Accessories		
	Part number	Package
End cover (left)	PM2.5WNCA	50
End cover (right)	PM2.5WNCB	50
Marking label	TM42W	10
DIN Rail	0.4 x 2.5 DNT11-0102	

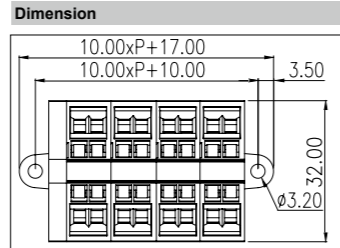
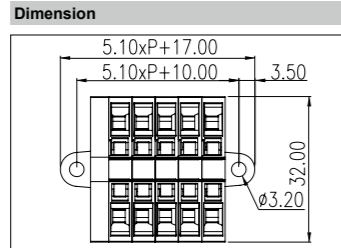
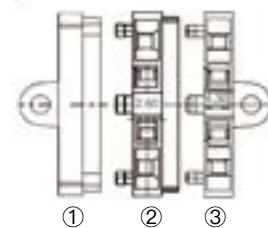



Mounting hole diameter: Ø3.2x4.6mm




Mounting hole diameter: Ø3.2x4.6mm

PMM2.5WNH1-XXP



Assembled blocks	End cover	Single block	End cover with spring clamp
PM2.5WN-XXP	PM2.5WNCA	PM2.5WN	PM2.5WNCB
PMM2.5WN-XXP	PMM2.5WNCA	PMM2.5WN	PMM2.5WNCB

DIN Rail Connector




The modular terminal block is to interconnect switch cabinet with higher capacities.

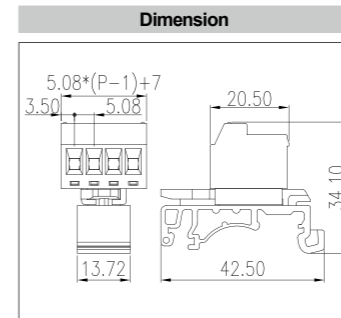
2EHDRD-XXP & 2EHDRDMXXP with foot element for mounting on the TS-35 DIN rail. They can be combined with plugs shown as table below.

2EHDRD..


Accessories



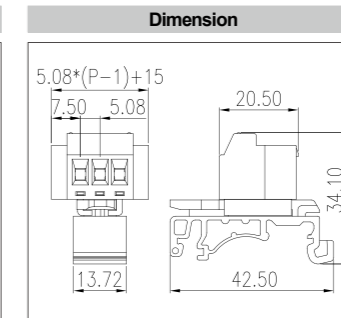
2EHDRD-XXP		
Rated Data	UL	IEC
Rated Voltage (V)	300	250
Rated Current (A)	12	12
Rated impulse voltage	4KV	
Wire range (AWG/mm ²)	24~12	0.5~2.5
Connection Capacity		
Max. Solid (mm ²)	2.5	
Max. Stranded (mm ²)	2.5	
General Data		
Torque (N.m)	0.6	
Screws	M2.5	
Stripping length (mm)	7~8	
Insulation material	PA	
Number of position	02~20P	
Package		
2EHDRD-02P	250	
2EHDRD-03P	200	
2EHDRD-04P	100	
2EHDRD-05P	120	
2EHDRD-06P	100	
2EHDRD-08P	70	
2EHDRD-10P	60	
2EHDRD-12P	50	
2EHDRD-15P	40	
Part number	Package	
TS-35		




Compatible Plug
2ESV-XXP
2ESR-XXP
2ESDV-XXP
2ESDF-XXP
2ESDP-XXP




2EHDRDM-XXP		
Rated Data	UL	IEC
Rated Voltage (V)	300	250
Rated Current (A)	12	12
Rated impulse voltage	4KV	
Wire range (AWG/mm ²)	24~12	0.5~2.5
Connection Capacity		
Max. Solid (mm ²)	2.5	
Max. Stranded (mm ²)	2.5	
General Data		
Torque (N.m)	0.6	
Screws	M2.5	
Stripping length (mm)	7~8	
Insulation material	PA	
Number of position	02~20P	
Package		
2EHDRDM-06P	90	
2EHDRDM-08P	60	
2EHDRDM-10P	50	
2EHDRDM-12P	50	
2EHDRDM-18P	35	
Part number	Package	
TS-35		




Compatible Plug
2ESVM-XXP
2ESRM-XXP
2ESDVM-XXP
2ESDFM-XXP
2ESDPM-XXP



2ESVM



2ESDV

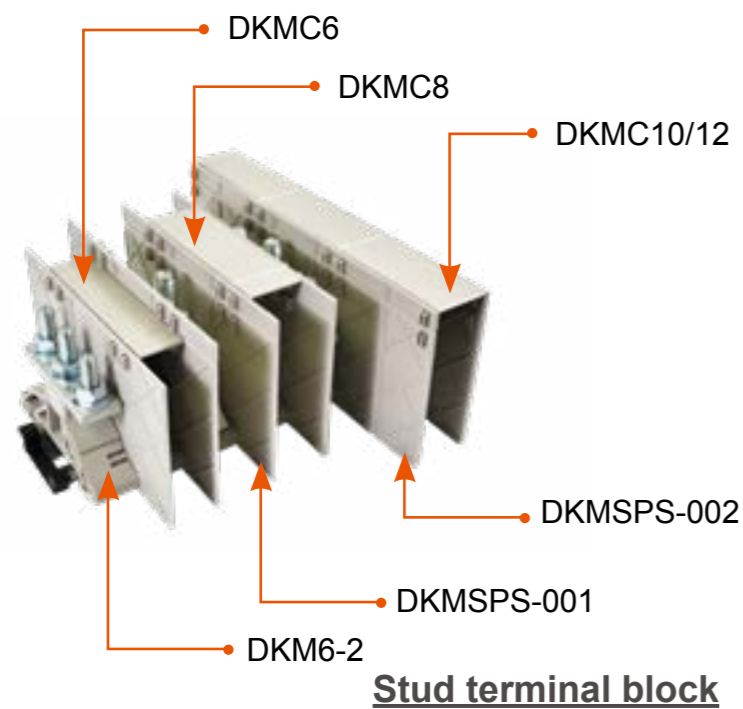


2ESDVM

Stud Terminal Blocks



- DKM series are designed specifically for the safety of power distribution.
- Stud terminal blocks provide enhanced wiring secureness in harsh environments that require high vibration and shock resistance, such as vehicles and various transportation.
- Dinkle offers single and double-stud terminal, available for wire size 0.5mm² to 120mm². Up to four wire lugs can be connected on each stud.



Safety cover

Partition plate

Stud terminal block

Stud Terminal Blocks



The DKM series is designed specifically for safety of electricity distribution in power industry. Only one wrench can finish the reliable connection for you. It also saves space in field wiring that allowed up to 4 wire lugs on each stud.


The stud terminal blocks provide the improved wiring secureness which can apply in high requirements in terms of vibration and shock resistance, such as vehicles, motor and transportation.

Dinkle offers 1 to 3 stud in each terminal block and available for wire size from 0.5mm² to 120 mm²

DKM


Accessories

End bracket	
Partition plate	
Safety cover	
Marking label	
DIN Rail	




DKM5		
Rated Data	UL	IEC
Rated Voltage (V)	1000	1000
Rated Current (A)	85	76
Rated impulse voltage	8KV	
Wire range (AWG/mm ²)	16~4	0.5~16
Connection Capacity		
Max. Solid (mm ²)	16	
Max. Stranded (mm ²)	16	
General Data		
Torque (N.m)	2~4	
Screws	M5	
Insulation material	PA	
T / W (mm)	13 / 67	
H / H on TS-35 (mm)	54 / 55	
Package	50	

Part number	Package
SS7	
DKMSPS-001	50
DKMC5	50
TM49W	10
TS-35	20



DKM6		
Rated Data	UL	IEC
Rated Voltage (V)	1000	1000
Rated Current (A)	115	125
Rated impulse voltage	8KV	
Wire range (AWG/mm ²)	14~2	2.5~35
Connection Capacity		
Max. Solid (mm ²)	35	
Max. Stranded (mm ²)	35	
General Data		
Torque (N.m)	3~6	
Screws	M6	
Insulation material	PA	
T / W (mm)	19.5 / 67	
H / H on TS-35 (mm)	54 / 55	
Package	50	


Part number	Package
SS7	
DKMSPS-001	50
DKMC6	50
TM49W	10
TS-35	20



DKM8		
Rated Data	UL	IEC
Rated Voltage (V)	1000	1000
Rated Current (A)	150	150
Rated impulse voltage	8KV	
Wire range (AWG/mm ²)	14~1/0	2.5~50
Connection Capacity		
Max. Solid (mm ²)	50	
Max. Stranded (mm ²)	50	
General Data		
Torque (N.m)	6~12	
Screws	M8	
Insulation material	PA	
T / W (mm)	24.5 / 67	
H / H on TS-35 (mm)	63 / 64	
Package	20	

Part number	Package
SS7	
DKMSPS-002	50
DKMC8	50
TM49W	10
TS-35	20

Stud Terminal Blocks



The DKM series is designed specifically for safety of electricity distribution in power industry. Only one wrench can finish the reliable connection for you. It also saves space in field wiring that allowed up to 4 wire lugs on each stud.


The stud terminal blocks provide the improved wiring secureness which can apply in high requirements in terms of vibration and shock resistance, such as vehicles, motor and transportation.

Dinkle offers 1 to 3 stud in each terminal block and available for wire size from 0.5mm² to 120 mm²

DKM


Accessories

End bracket	
Partition plate	
Safety cover	
Marking label	
DIN Rail	




DKM10			
Rated Data	UL	IEC	
Rated Voltage (V)	1000	1000	
Rated Current (A)	255	269	
Rated impulse voltage	8KV		
Wire range (AWG/mm ²)	10-250(kcmil) 6-120		
Connection Capacity			
Max. Solid (mm ²)	120		
Max. Stranded (mm ²)	120		
General Data			
Torque (N.m)	10-20		
Screws	M10		
Insulation material	PA		
T / W (mm)	35.5 / 67		
H / H on TS-35 (mm)	70 / 71		
Package	20		

Part number	Package
SS7	
DKMSPS-002	50
DKMC10/12	50
TM49W	10
TS-35	20



DKM12			
Rated Data	UL	IEC	
Rated Voltage (V)	1000	1000	
Rated Current (A)	255	269	
Rated impulse voltage	8KV		
Wire range (AWG/mm ²)	10-250(kcmil) 6-120		
Connection Capacity			
Max. Solid (mm ²)	120		
Max. Stranded (mm ²)	120		
General Data			
Torque (N.m)	14-30		
Screws	M12		
Insulation material	PA		
T / W (mm)	35.5 / 67		
H / H on TS-35 (mm)	70 / 71		
Package	20		

Part number	Package
SS7	
DKMSPS-002	50
DKMC10/12	50
TM49W	10
TS-35	20



DKMW8			
Rated Data	UL	IEC	
Rated Voltage (V)	1000	1000	
Rated Current (A)	175	192	
Rated impulse voltage	8KV		
Wire range (AWG/mm ²)	14-2/0 2.5-70		
Connection Capacity			
Max. Solid (mm ²)	70		
Max. Stranded (mm ²)	70		
General Data			
Torque (N.m)	6-12		
Screws	M8		
Insulation material	PA		
T / W (mm)	32 / 132		
H / H on TS-35 (mm)	63 / 64		
Package	10		

Part number	Package
DKMSPS-002	50
DKMC10/12	50
TM49W	10
TS-35	20

Stud Terminal Blocks



The DKM series is designed specifically for safety of electricity distribution in power industry. Only one wrench can finish the reliable connection for you. It also saves space in field wiring that allowed up to 4 wire lugs on each stud.


The stud terminal blocks provide the improved wiring secureness which can apply in high requirements in terms of vibration and shock resistance, such as vehicles, motor and transportation.

Dinkle offers 1 to 3 stud in each terminal block and available for wire size from 0.5mm² to 120 mm²

DKM


Accessories

Partition plate	
Safety cover	
Marking label	
DIN Rail	




DKM6-2			
Rated Data	UL	IEC	
Rated Voltage (V)	1000	1000	
Rated Current (A)	115	125	
Rated impulse voltage	8KV		
Wire range (AWG/mm ²)	14-2 2.5-35		
Connection Capacity			
Max. Solid (mm ²)	35		
Max. Stranded (mm ²)	35		
General Data			
Torque (N.m)	3-6		
Screws	M6		
Insulation material	PA		
T / W (mm)	19.5 / 67		
H / H on TS-35 (mm)	54 / 55		
Package	20		

Accessories	Part number	Package
	DKMSPS-002	50
	DKMC6	50
	TM49W	10
	TS-35	20



DKM8-2			
Rated Data	UL	IEC	
Rated Voltage (V)	1000	1000	
Rated Current (A)	150	150	
Rated impulse voltage	8KV		
Wire range (AWG/mm ²)	14-1/0 2.5-50		
Connection Capacity			
Max. Solid (mm ²)	50		
Max. Stranded (mm ²)	50		
General Data			
Torque (N.m)	6-12		
Screws	M8		
Insulation material	PA		
T / W (mm)	24.5 / 68		
H / H on TS-35 (mm)	63 / 64		
Package	20		

Accessories	Part number	Package
	DKMSPS-002	50
	DKMC8	50
	TM49W	10
	TS-35	20

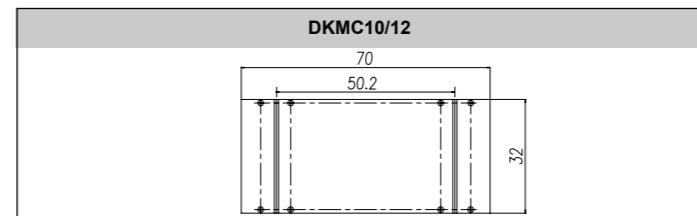
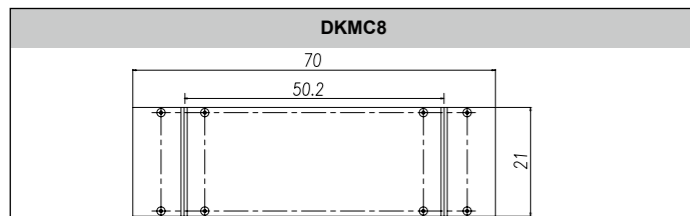
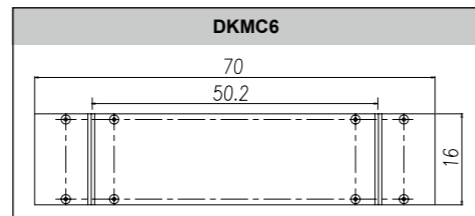
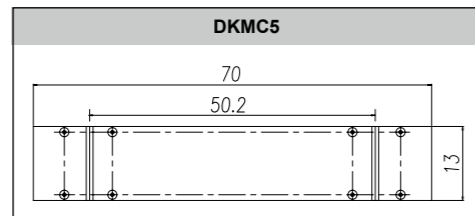


DKM10-2			
Rated Data	UL	IEC	
Rated Voltage (V)	1000	1000	
Rated Current (A)	255	269	
Rated impulse voltage	8KV		
Wire range (AWG/mm ²)	10-250(kcmil) 6-120		
Connection Capacity			
Max. Solid (mm ²)	120		
Max. Stranded (mm ²)	120		
General Data			
Torque (N.m)	10-20		
Screws	M10		
Insulation material	PA		
T / W (mm)	35.5 / 88		
H / H on TS-35 (mm)	70 / 71		
Package	10		

Accessories	Part number	Package
	DKMSPS-002	50
	DKMC10/12	50
	TM49W	10
	TS-35	20

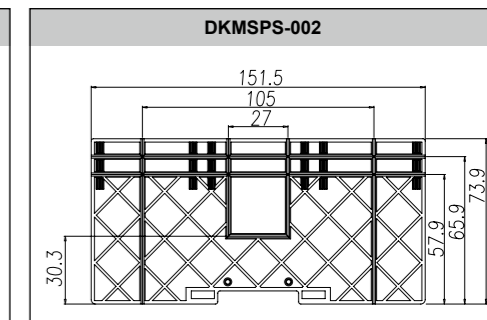
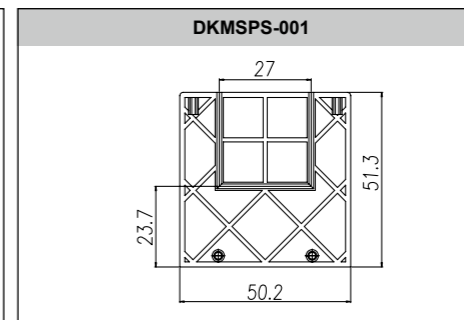
Screw Connection

Safety Cover

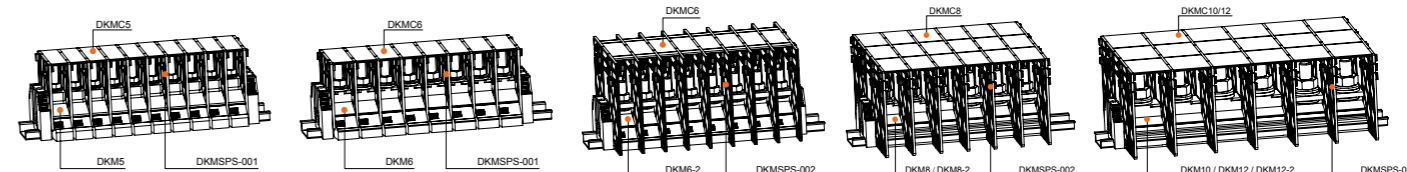


Part number	Compatible Product	Package
DKMC5	DKM5	50
DKMC6	DKM6, DKM6-2	50
DKMC8	DKM8, DKM8-2	50
DKMC10/12	DKM10, DKM12, DKM10-2	50

Partition Plate



Part number	Compatible Product	Package
DKMSPS-001	DKM5, DKM6	50
DKMSPS-002	DKM8, DKM10, DKM12, DKM6-2, DKM8-2, DKM10-2	50




Busbar Clamps

- Compact design of connection is applicable to switchgears or panels.
- Grounding busbar terminal block can be individually installed on control panels or on DIN rail by installing on busbar holder.



Busbar Clamps



It is often to locate the neutral conductor and the protective conductor together in the middle of switchgears and controllers. The busbar terminal blocks can connect lots of wires in a constrain space. In order to gather the neutral conductor and the protective conductor at the center, the DKZ series can be fitted by insulated cover to recognize a protective conductor easily, we can provide a yellow-green insulating cover. With insulated cover, it's obvious to identify each conductor.

DKZ



DKZ4		
Rated Data	UL	IEC
Rated Voltage (V)		
Rated Current (A)	30	41
Rated impulse voltage		
Wire range (AWG/mm ²)	20~10	0.5~6
Connection Capacity		
Max. Solid (mm ²)		6
Max. Stranded (mm ²)		4
General Data		
Torque (N.m)	1.2~2.4	
Screws	M4	
Stripping length (mm)	16	
TxHxW (mm)	7x23.5x16	
Package	200	
Accessories(TxHxW)mm	Part number	Package
Busbar (3X10)	DKZB0310-XXXX	5
Busbar holder	DSH1	50
	DSH2	50



DKZ4E		
Rated Data	UL	IEC
Rated Voltage (V)		
Rated Current (A)	30	41
Rated impulse voltage		
Wire range (AWG/mm ²)	20~10	0.5~6
Connection Capacity		
Max. Solid (mm ²)		6
Max. Stranded (mm ²)		4
General Data		
Torque (N.m)	1.2~2.4	
Screws	M4	
Stripping length (mm)	16	
TxHxW (mm)	7x25.8x26.5	
Package	100	
Accessories(TxHxW)mm	Part number	Package
Busbar (3X10)	DKZB0310-XXXX	5
Busbar holder	DSH1	50
	DSH2	50



DKZ4E-YG		
Rated Data	UL	IEC
Rated Voltage (V)		
Rated Current (A)	30	41
Rated impulse voltage		
Wire range (AWG/mm ²)	20~10	0.5~6
Connection Capacity		
Max. Solid (mm ²)		6
Max. Stranded (mm ²)		4
General Data		
Torque (N.m)	1.2~2.4	
Screws	M4	
Stripping length (mm)	16	
TxHxW (mm)	7x25.8x26.5	
Package	100	
Accessories(TxHxW)mm	Part number	Package
Busbar (3X10)	DKZB0310-XXXX	5
Busbar holder	DSH1	50
	DSH2	50
	DSHG	50



DKZ16		
Rated Data	UL	IEC
Rated Voltage (V)		
Rated Current (A)		
Rated impulse voltage		
Wire range (AWG/mm ²)	14~4	1.5~16
Connection Capacity		
Max. Solid (mm ²)		16
Max. Stranded (mm ²)		16
General Data		
Torque (N.m)	2~4	
Screws	M5	
Stripping length (mm)		
TxHxW (mm)	11.5x26.5x22	
Package	100	
Accessories(TxHxW)mm	Part number	Package
Busbar (5 X 10)	DKZB0510-XXXX	20



DKZ35		
Rated Data	UL	IEC
Rated Voltage (V)		
Rated Current (A)	115	125
Rated impulse voltage		
Wire range (AWG/mm ²)	18~2	0.75~35
Connection Capacity		
Max. Solid (mm ²)		35
Max. Stranded (mm ²)		35
General Data		
Torque (N.m)	3.2~3.7	
Screws	M6	
Stripping length (mm)	15	
TxHxW (mm)	12x36.5x40	
Package	50	
Accessories(TxHxW)mm	Part number	Package
Busbar (5 X 15)	DKZB0515-XXXX	20



DKZ35A		
Rated Data	UL	IEC
Rated Voltage (V)		
Rated Current (A)		
Rated impulse voltage		
Wire range (AWG/mm ²)	10~2	4~35
Connection Capacity		
Max. Solid (mm ²)		35
Max. Stranded (mm ²)		35
General Data		
Torque (N.m)	6	
Screws	M8	
Stripping length (mm)		
TxHxW (mm)	16x31.5x29	
Package	50	
Accessories(TxHxW)mm	Part number	Package
Busbar (5 X 15)	DKZB0515-XXXX	20



DKZ70A		
Rated Data	UL	IEC
Rated Voltage (V)		
Rated Current (A)		
Rated impulse voltage		
Wire range (AWG/mm ²)	4~2/0	16~70
Connection Capacity		
Max. Solid (mm ²)		70
Max. Stranded (mm ²)		70
General Data		
Torque (N.m)	10	
Screws	M8	
Stripping length (mm)		
TxHxW (mm)	20.5x39x32	
Package	20	
Accessories(TxHxW)mm	Part number	Package
Busbar (5 X 10)	DKZB0510-XXXX	20



DKZ70B		
Rated Data	UL	IEC
Rated Voltage (V)		
Rated Current (A)		
Rated impulse voltage		
Wire range (AWG/mm ²)	4~2/0	16~70
Connection Capacity		
Max. Solid (mm ²)		70
Max. Stranded (mm ²)		70
General Data		
Torque (N.m)		10
Screws		M8
Stripping length (mm)		
TxHxW (mm)		20.5x44x32
Package		40
Accessories(TxHxW)mm	Part number	Package
Busbar (10 X 10)	DKZB1010-XXXX	20

DKZ120		
Rated Data	UL	IEC
Rated Voltage (V)		
Rated Current (A)		
Rated impulse voltage		
Wire range (AWG/mm ²)	4~250 (kcmil)	16~120
Connection Capacity		
Max. Solid (mm ²)		120
Max. Stranded (mm ²)		120
General Data		
Torque (N.m)		15
Screws		M10
Stripping length (mm)		
TxHxW (mm)		23.5x43x36
Package		20
Accessories(TxHxW)mm	Part number	Package
Busbar (5 X 10)	DKZB0510-XXXX	20

DSH1		
Rated Voltage (V)		
Rated Current (A)		
Rated impulse voltage		
Wire range (AWG/mm ²)	4~250 (kcmil)	16~120
Connection Capacity		
Max. Solid (mm ²)		120
Max. Stranded (mm ²)		120
General Data		
Torque (N.m)		15
Screws		M10
Stripping length (mm)		
TxHxW (mm)		23.5x43x36
Package		20
Part number	For	Package
DSH1	DKZ4, DKZ4E, DKZ4E-YG	50Pcs / Pkt
DSH2	DKZ4, DKZ4E, DKZ4E-YG	50Pcs / Pkt

DSH2		
Rated Voltage (V)		
Rated Current (A)		
Rated impulse voltage		
Wire range (AWG/mm ²)	4~250 (kcmil)	16~120
Connection Capacity		
Max. Solid (mm ²)		120
Max. Stranded (mm ²)		120
General Data		
Torque (N.m)		15
Screws		M10
Stripping length (mm)		
TxHxW (mm)		23.5x43x36
Package		20
Part number	For	Package
DSH1	DKZ4, DKZ4E, DKZ4E-YG	50Pcs / Pkt
DSH2	DKZ4, DKZ4E, DKZ4E-YG	50Pcs / Pkt



DSHG		
Rated Voltage (V)		
Rated Current (A)		
Rated impulse voltage		
Wire range (AWG/mm ²)	4~2/0	16~70
Connection Capacity		
Max. Solid (mm ²)		70
Max. Stranded (mm ²)		70
General Data		
Torque (N.m)		10
Screws		M8
Stripping length (mm)		
TxHxW (mm)		20.5x44x32
Package		40
Part number	For	Package
DSHG	DKZ4E-YG	100Pcs / Pkt

DKZB			
Part number	L	T	W
DKZB0310-XXXX	1000.00	3.00	10.08
DKZB0510-XXXX	1000.00	5.00	10.08
DKZB0515-XXXX	1000.00	5.00	15.08
DKZB1010-XXXX	1000.00	10.00	10.00

Unit : mm

Busbar provides a length range from min. 80 to max. 1000mm, customized sizes are available.

Part number	For	Package
DKZB0310-XXXX	DKZ4, DKZ4E, DKZ4E-YG	5Pcs / Pkt
DKZB0510-XXXX	DKZ16, DKZ70A, DKZ120	20Pcs / Pkt
DKZB0515-XXXX	DKZ35, DKZ35A	20Pcs / Pkt
DKZB1010-XXXX	DKZ70B	20Pcs / Pkt

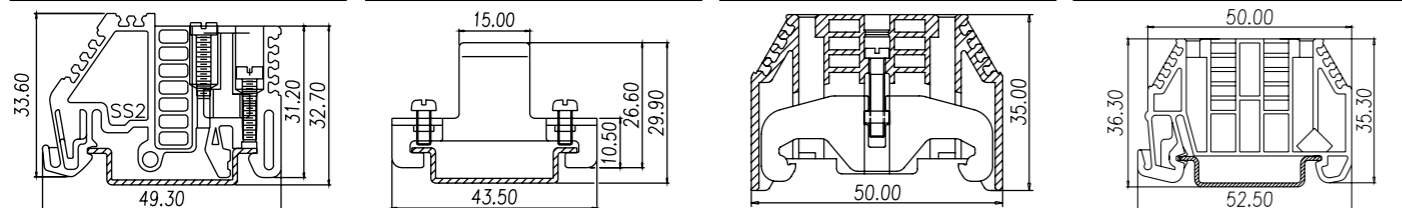



Accessories

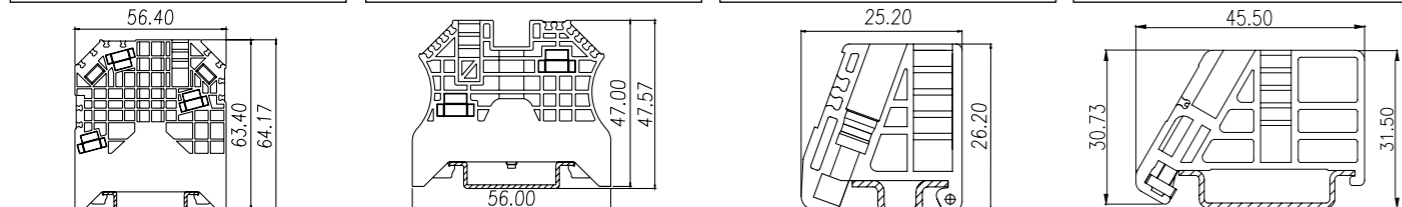

- DIN rail terminal blocks offer full range of accessories. Cover, end bracket and partition plate for easy system building.
- The marking block helps to save space directly on terminal blocks.
- Cross connection system includes plug-in and side insertion bridges.



End Bracket

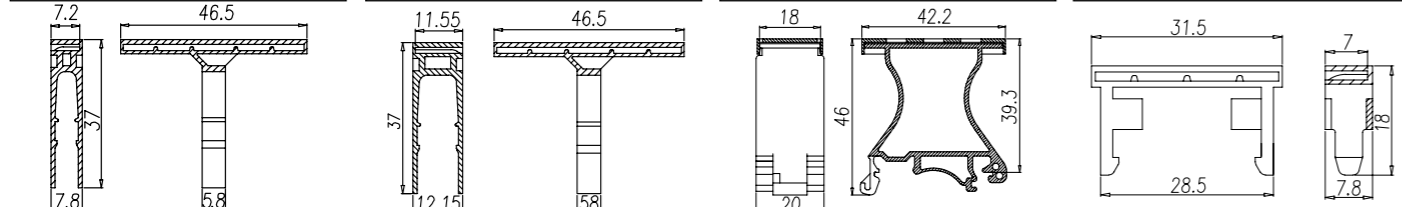


Part number	DIN Rail	Marking label	Package
SS2	TS-35, TS-35/15	TM43W, TM48W	50
SS3	TS-35, TS-35/15	-	-
SS4	TS-35, TS-35/15	TM49W	50
SS5	TS-35, TS-35/15	TM49W	50



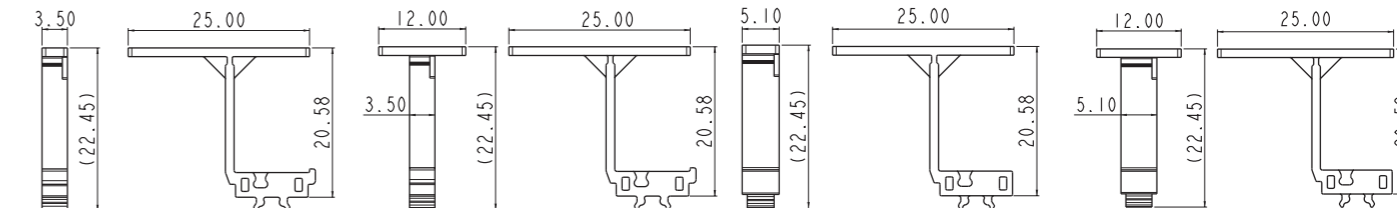
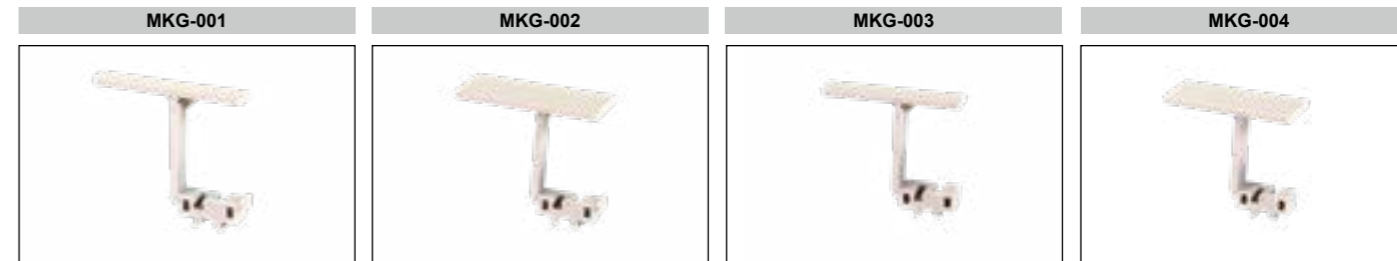
Part number	DIN Rail	Marking label	Package
SS6	TS-35, TS-35/15	TM49W	50
SS7	TS-35, TS-35/15	TM43W, TM49W	50
SS8	TS-15	TM49W	50
SS11	TS-35, TS-35/15	TM49W	50

Marking Block



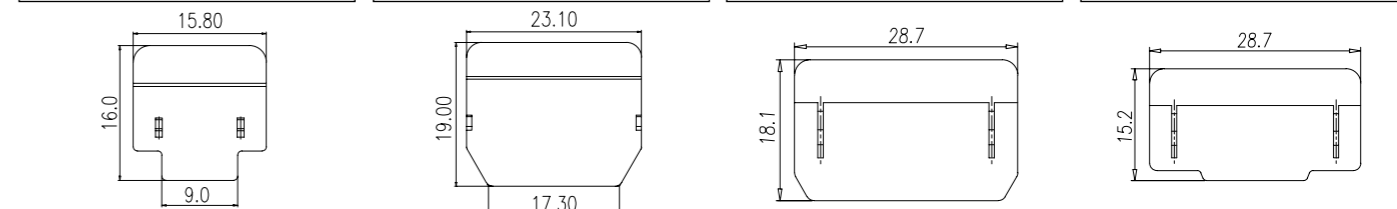

Part number	Compatible Product	Package
MKH-001	SS2, SS4, SS5, SS7, SS8, SS11	50
MKH-002	SS6	50
MKW	TS-35, TS-35/15	20
MKL	SS4, SS5	100

Marking Block



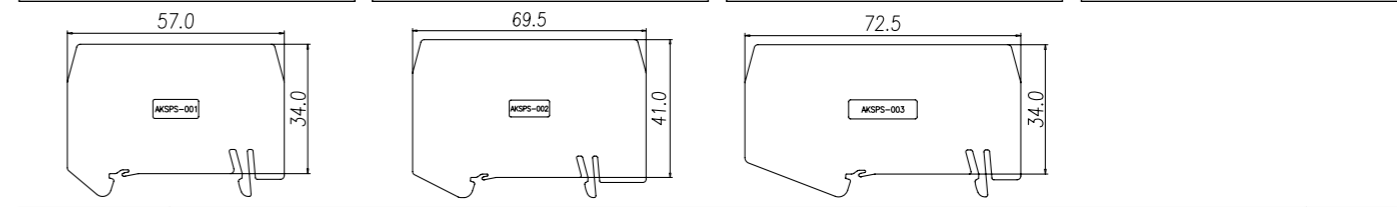
Part number	Compatible Product	Package
MKG-001	SS2, SS6, SS7	200
MKG-002	SS2, SS6, SS7	200
MKG-003	SS2, SS6, SS7	200
MKG-004	SS2, SS6, SS7	200

Separating Disk



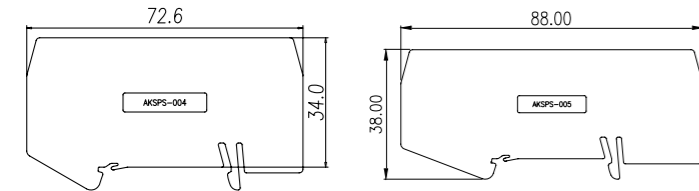

Part number	Compatible Product	package
DKNSPS-001	DK2.5N, DK4N, DK2.5N-TN, DK4N-TN, DK10N-TN, DK2.5N-TR, DK4N-TR, DKK2.5N, DKK4N, DKK2.5N-PV, DKK4N-PV	50
DKNSPS-002	DK6N, DK10N, DK6N-TN	50
DKNSPS-003	DK16H	50
DKNSPS-004	DK35H	50

Partition Plate

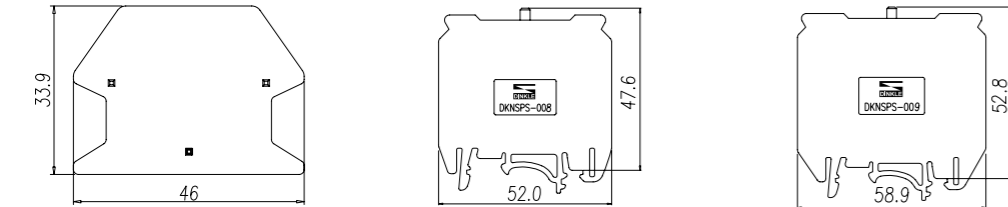
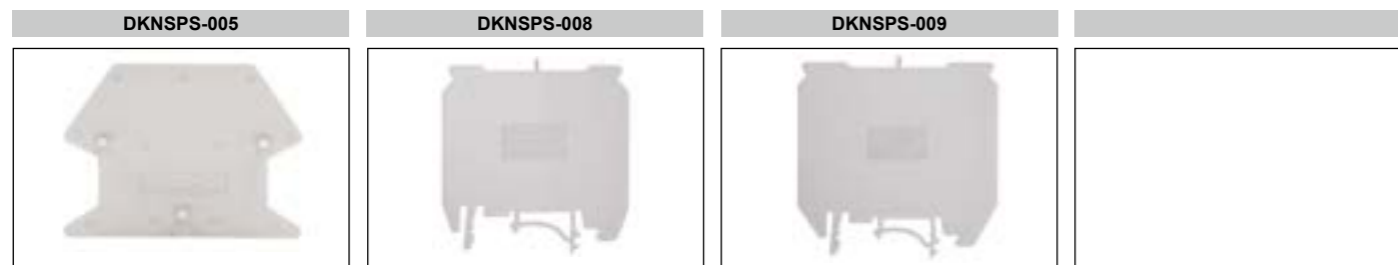


Part number	Compatible Product	package
AKSPS-001	DP1.5, DP2.5, DP4, DP10, DP16	50
AKSPS-002	DP6	50
AKSPS-003	DP1.5-TN, DP2.5-TN, DP4-TN	50

Partition Plate



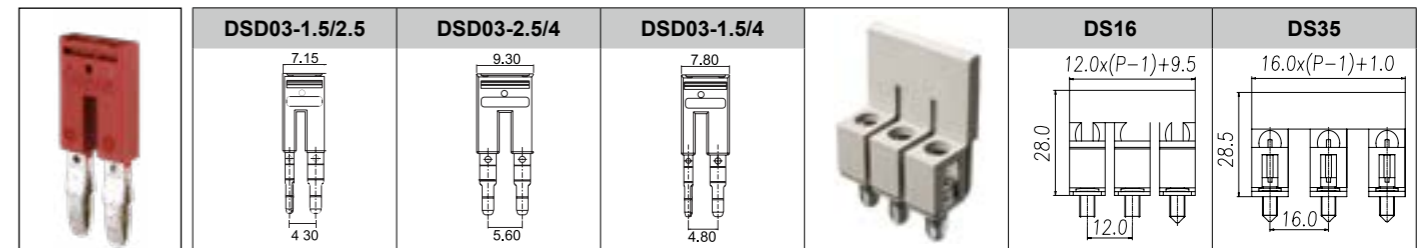
Part number	Compatible Product	Package
AKSPS-004	DP1.5-TR, DP2.5-TR, DP4-TR	50
AKSPS-005	DP4-TR, DP4-TR-PE	50



Part number	Compatible Product	Package
DKNSPS-005	DK2.5N, DK-4N	50
DKNSPS-008	DK2.5N, DK4N, DK6N	50
DKNSPS-009	DK10N, DK16N	50

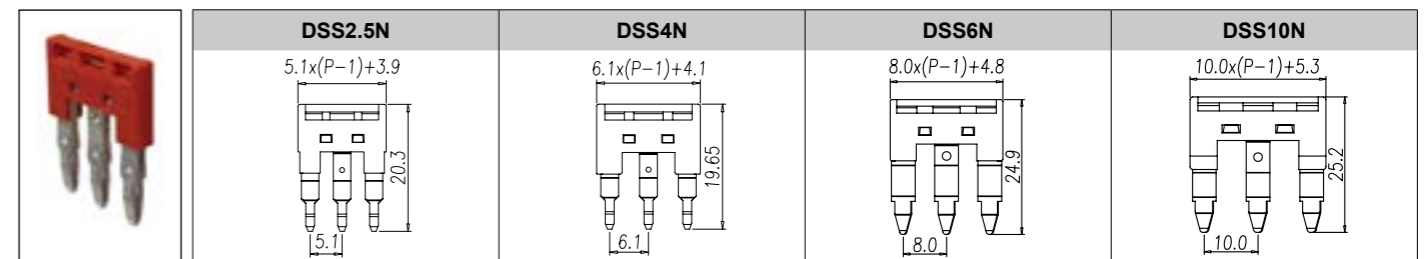
Reducing Bridges

Screw-on bridges

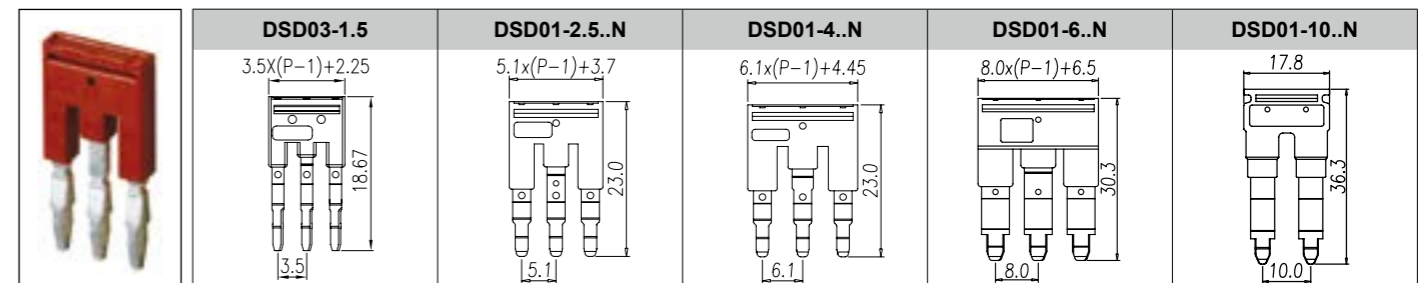


Part number	Position	Compatible Products	Package
DS16	02~10	DK16H, DK10-TF(5X20)	10Pcs / Pkt
DS35	02~10	DK35H	10Pcs / Pkt
DSD03-1.5/2.5		DP1.5, DP2.5, DP1.5-TN, DP2.5-TN, DP1.5-TR, DP2.5-TR	50Pcs / Pkt
DSD03-2.5/4		DP2.5, DP4, DP2.5-TN, DP4-TN, DP2.5-TR, DP4-TR	50Pcs / Pkt
DSD03-1.5/4		DP1.5, DP4, DP1.5-TN, DP4-TN, DP1.5-TR, DP4-TR	50Pcs / Pkt

Plug-in bridges

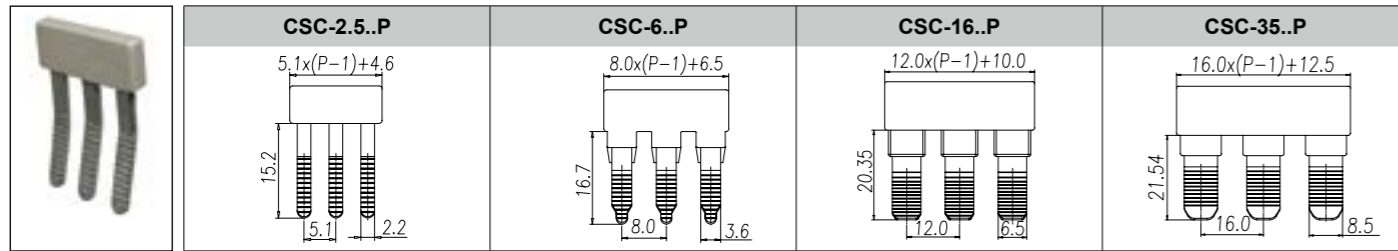


Part number	Position	Compatible Products	Package
DSS2.5N-XXP	02~10	DK2.5N, DK2.5N-TN, DK2.5N-TR	2~4P / 50Pcs/Pkt, 5~10P / 10Pcs/Pkt
DSS4N-XXP	02~10	DK4N, DK4N-TN, DK4N-TR	2~4P / 50Pcs/Pkt, 5~10P / 10Pcs/Pkt
DSS6N-XXP	02~10	DK6N	2~4P / 50Pcs/Pkt, 5~10P / 10Pcs/Pkt
DSS10N-XXP	02~10	DK10N	10Pcs / Pkt

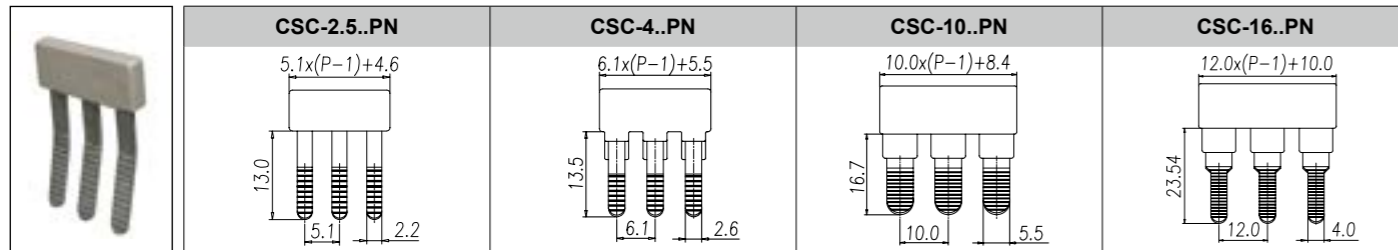


Part number	Position	Compatible Products	Package
DSD03-1.5XX	02~10	DP1.5, DP1.5-TR, DP1.5-TN	50Pcs / Pkt
DSD01-2.5XXN	02~10	DP2.5, DP2.5-TN, DP2.5-TR, DPP2.5	2~4P / 50Pcs/Pkt, 5~10P / 10Pcs/Pkt
DSD01-4XXN	02~10	DP4, DP4-TN, DP4-TR, DPP4	2~4P / 50Pcs/Pkt, 5~10P / 10Pcs/Pkt
DSD01-6XXN	02~10	DP6, DP6-TN, DP6-TR	2~4P / 50Pcs/Pkt, 5~10P / 10Pcs/Pkt
DSD01-10XXN	02~05	DP10, DP10-PE, DP10-TN, DP10-TN-PE	10Pcs / Pkt

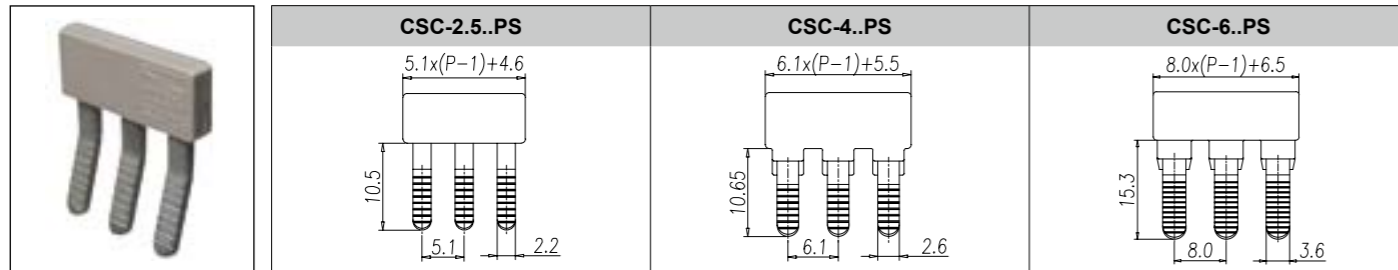
Insertion bridges



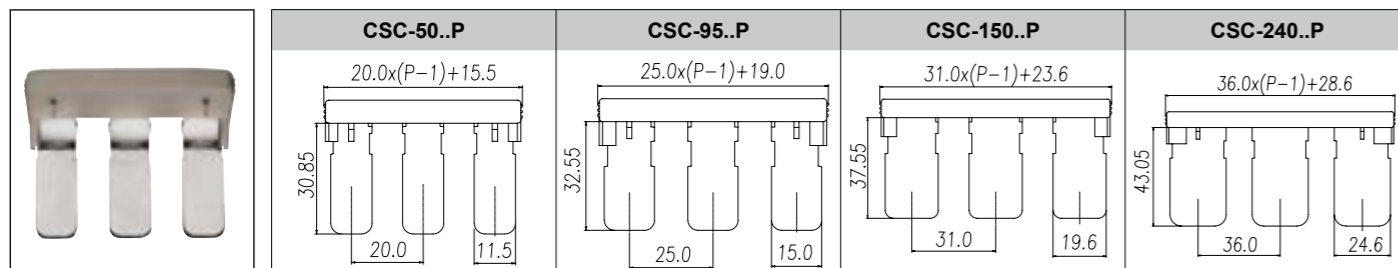
Part number	Position	Compatible Products	Package
CSC-2.5XXP	02~10	DKES1.5	2~4P / 50Pcs/Pkt, 5~10P / 10Pcs/Pkt
CSC-6XXP	02~10	DKTD6, DKTL6, DK6N, DKTD6N	2~4P / 50Pcs/Pkt, 5~10P / 10Pcs/Pkt
CSC-16XXP	02~10	DK16H	10Pcs / Pkt
CSC-35XXP	02~10	DK35H	10Pcs / Pkt



Part number	Position	Compatible Products	Package
CSC-2.5XXPN	02~10	DK2.5N, DK2.5N-TN, DK2.5N-TR	2~4P / 50Pcs/Pkt, 5~10P / 10Pcs/Pkt
CSC-4XXPN	02~10	DK4N, DK4N-TN, DK4N-TR	2~4P / 50Pcs/Pkt, 5~10P / 10Pcs/Pkt
CSC-10XXPN	02~10	DK10N	10Pcs / Pkt
CSC-16XXPN	02, 03, 10	DK10-TF(5X20)	10Pcs / Pkt

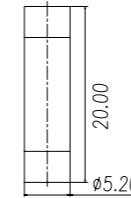


Part number	Position	Compatible Products	Package
CSC-2.5XXPS	02~10	DK2.5S, PM2.5N-XXP	2~4P / 50Pcs/Pkt, 5~10P / 10Pcs/Pkt
CSC-4XXPS	02~10	DK4S, PM4N-XXP	2~4P / 50Pcs/Pkt, 5~10P / 10Pcs/Pkt
CSC-6XXPS	02~10	DK6S, PM6N-XXP	2~4P / 50Pcs/Pkt, 5~10P / 10Pcs/Pkt



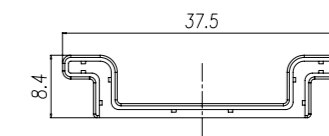
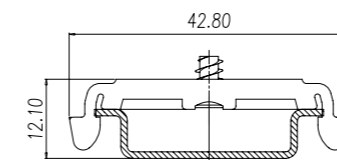

Part number	Position	Compatible Products	Package
CSC-50XXP	02~05	DK50	10Pcs/Pkt
CSC-95XXP	02, 03	DK90	10Pcs/Pkt
CSC-150XXP	02, 03	DK150	10Pcs/Pkt
CSC-240XXP	02, 03	DK240	10Pcs/Pkt

FUSE



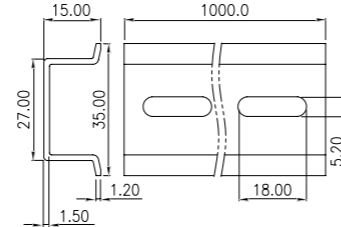
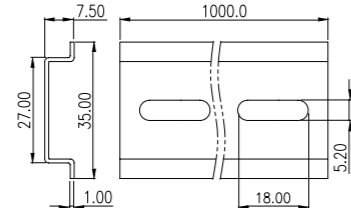
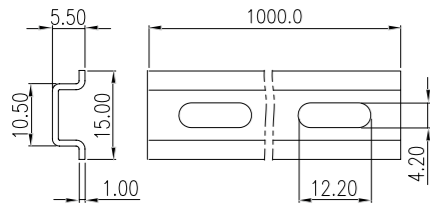
Part number	Compatible Products	Package
FUK6.3A-01	DK4N-TF(5X20), DK4-TFL(5X20), DKK4-TF(5X20), DKK10-TF(5X20), DP4-TFU(5X20), DP-FU(5X20)	400Pcs/Pkt
FUK1A-001	DK4N-TF(5X20), DK4-TFL(5X20), DKK4-TF(5X20), DKK10-TF(5X20), DP4-TFU(5X20), DP-FU(5X20)	400Pcs/Pkt
FUK1A-002	DK4N-TF(5X20), DK4-TFL(5X20), DKK4-TF(5X20), DKK10-TF(5X20), DP4-TFU(5X20), DP-FU(5X20)	400Pcs/Pkt

DIN Rail Cap



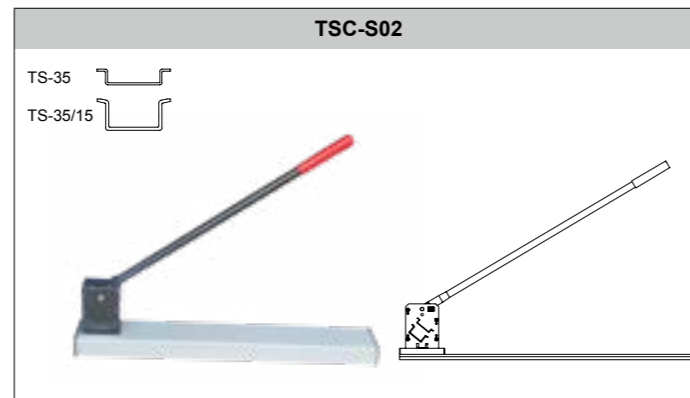
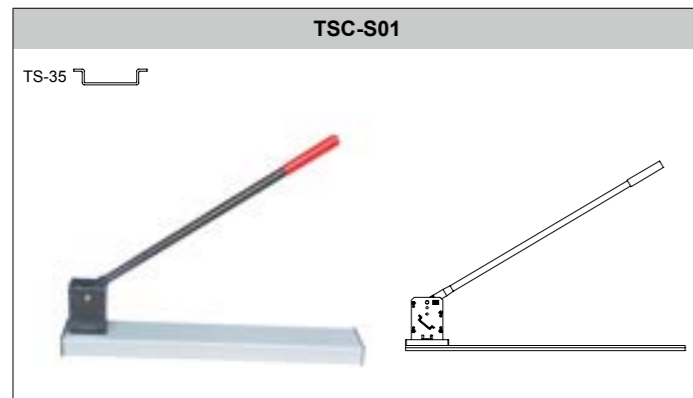
Part number	Compatible Products	Package
PMH	PM2.5N, PM4N, PM6N	50Pcs / Pkt
TS-35C	TS-35	50Pcs / Pkt

DIN Rail & DIN Rail Cutter



* Specific length of rail available upon request.

Part number	Compatible Product	Package
TS-15	DK..S	20Pcs / Pack
TS-35	DK, DK-PE, AK, AK-PE, AK..P, DP, DP-PE	20Pcs / Pack
TS-35/15	DK, DK-PE	10Pcs / Pack



Part number	DIN Rail	Package
TSC-S01	TS-35	1Pcs / Pkt
TSC-S02	TS-35, TS-35/15	1Pcs / Pkt

D-Thermo

Thermal Transfer Printer

Print in 6 seconds



Marking System



Thermal Transfer Printer Kit



Part number	Pc / box
TMP-002	1

Product Description

Thermal transfer Printer kit includes printer ink ribbon (Length: 30m), magazine for marking label, power cable and USB cable.

Features

- High speed printing system.
- Allow easy change of labels.
- Practical and durable product quality.
- Easy operating on color touch display.

Accessories

Ink ribbon



Part number	Pcs / box
TMPT-11-300	1

Product Description

Ink ribbon
Color : Black
Length : 300M
*Consumables

Empty paper roll



Part number	Pcs / box
TMPT-12	1

Product Description

Empty paper roll
*Consumables

Cleaning pen



Part number	Pcs / box
TMPC-05	1

Product Description

Cleaning pen
*Consumables

Magazine

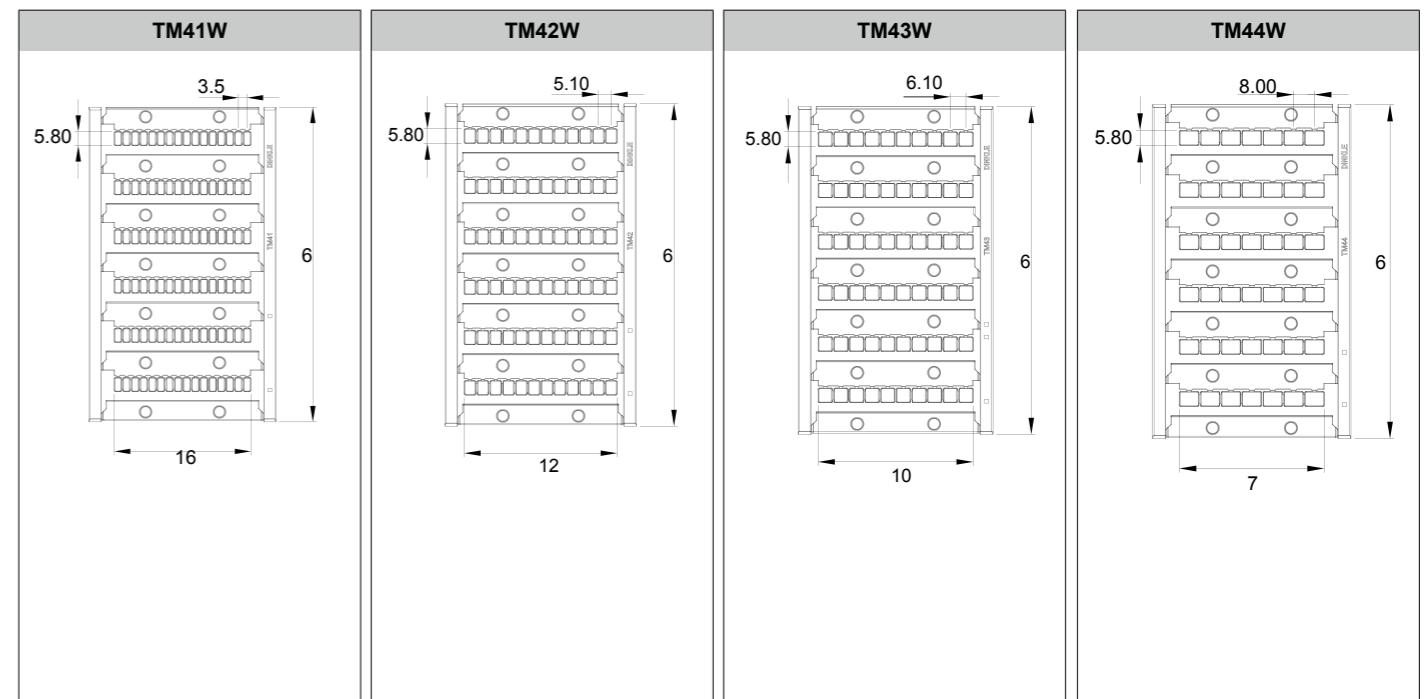


Part number	Pcs / box
TMPF-04	1

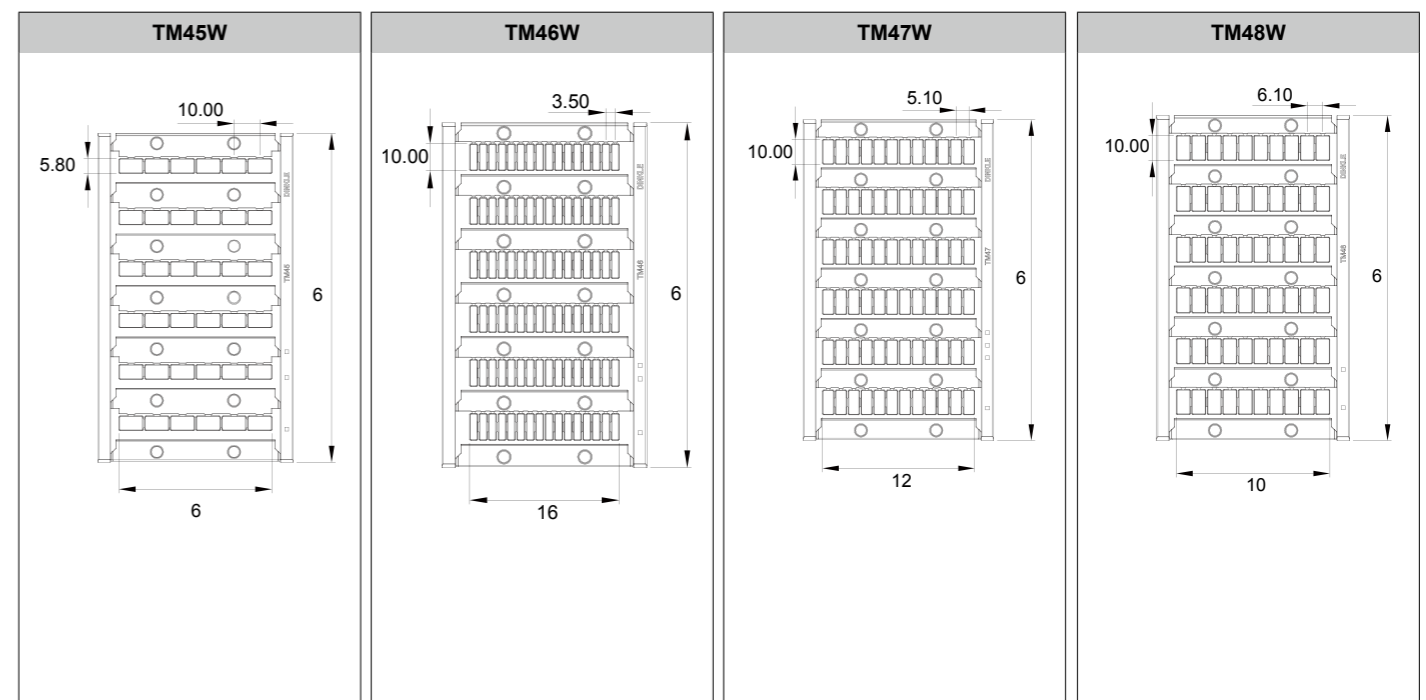
Product Description

Magazine for thermal printer TMP-002 for accommodating TM marking labels (TM41W~TM50W).
*Consumables

Marking Labels

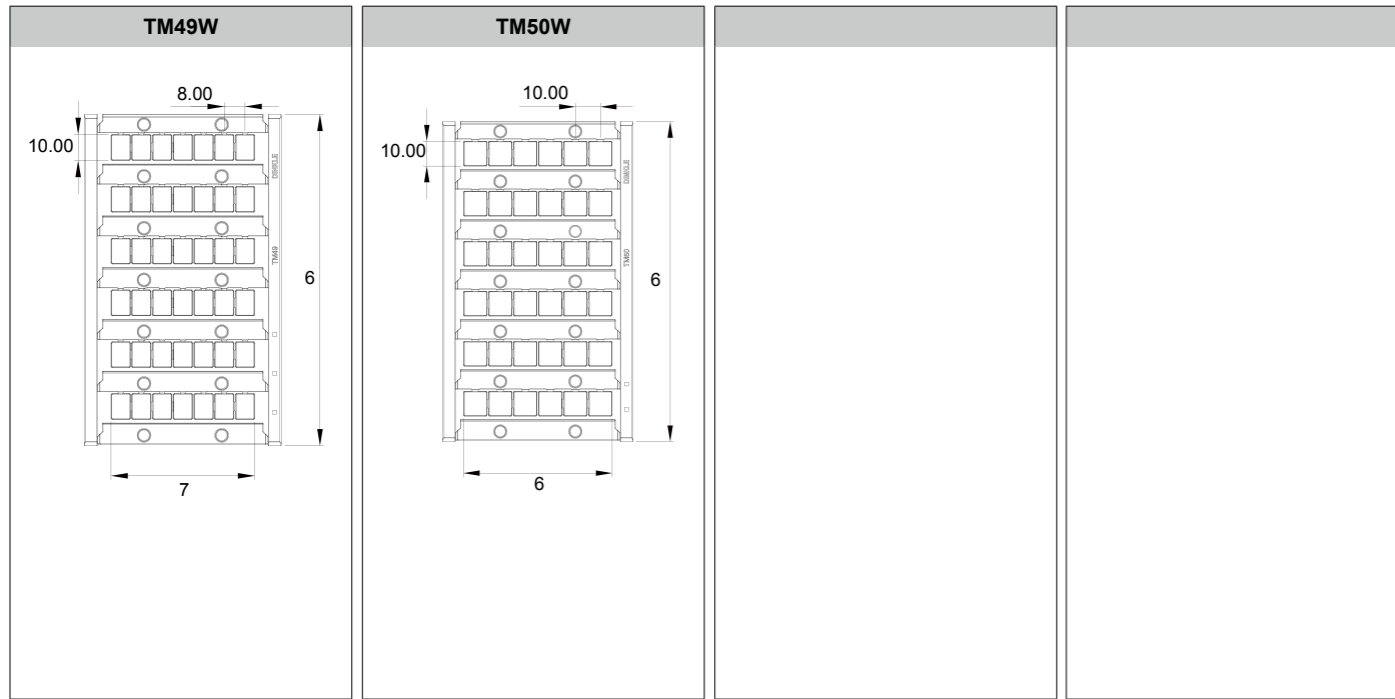


Part number	Width	Length	Total number of tabs on each marking label	Pcs / box
TM41W	3.5	5.8	16x6=96	10
TM42W	5.1	5.8	12x6=72	10
TM43W	6.1	5.8	10x6=60	10
TM44W	8.0	5.8	7x6=42	10



Part number	Width	Length	Total number of tabs on each marking label	Pcs / box
TM45W	10	5.8	6x6=36	10
TM46W	3.5	10	16x6=96	10
TM47W	5.1	10	12x6=72	10
TM48W	6.1	10	10x6=60	10

Thermal Printer Marking Label



Part number	Width	Length	Total number of tabs on each marking label	Pcs / box
TM49W	8	10	7x6=42	10
TM50W	10	10	6x6=36	10

Reference Table : Marking Label for DIN Rail Terminal Blocks

TM - XXX

Marking contents (A, B, C.....Z: 00,01,02,03.....98,99)

Color code (K: Black R: Red X: Yellow G: Green L: Blue N: Orange M: Grey W: White)

Marking label specification 41, 42, 43.....50

Part number	TM41W	TM42W	TM43W	TM44W	TM45W	TM46W	TM47W	TM48W	TM49W	TM50W	
Length	5.8	5.8	5.8	5.8	5.8	10	10	10	10	10	
Width	3.5	5.1	6.1	8	10	3.5	5.1	6.1	8	10	
											DP1.5, DP1.5-TN, DP1.5-TR, DPP1.5, DP1.5-PE, DP1.5-TN-PE, DP1.5-TR-PE, DPP1.5-PE
											DP2.5, DP2.5-TN, DP2.5-TR, DPP2.5, DP2.5-3L, DP2.5-3L-PV, DP2.5-PE, DP2.5-TN-PE, DP2.5-TR-PE, DPP2.5-PE, DP2.5-3L-L3PE, DK2.5S, PM2.5WN, PMM2.5WN
											DP2.5-ES, DP2.5/1P, DP2.5PG-XXP, DKES1.5, DKES1.5-XXP, DKES1.5M-XXP
											DP4, DP4-TN, DP4-TR, DPP4, DP4-PE, DP4-TN-PE, DP4-TR-PE, DPP4-PE, DP4-TFU, DP4-TFU(5X20), DK4S, SS2, SS7
											DP6, DP6-TN, DP6-TR, DP6-PE, DP6-TN-PE, DP6-TR-PE, DPTD6, DPTL6, DPTD6-D05, DPTD6-D06, DK6S
											DK4N-TF(5X20), DK4N-TFL(5X20), DKK4-TF(5X20)
											DP10, DP10-TN, DP10-PE, DP10-TN-PE
											DP16, DP16-PE, DK10-TF(5X20)
											DP1.5, DP1.5-TN, DP1.5-TR, DP1.5-PE, DP1.5-TN-PE, DP1.5-TR-PE
											DP2.5, DP2.5-TN, DP2.5-TR, DP2.5-PE, DP2.5-TN-PE, DP2.5-TR-PE, DP2.5/1P, DK2.5N, DK2.5N-TN, DK2.5N-TR
											DKK2.5N, DKK2.5N-PV, DK2.5N-PE, DK2.5N-TN-PE, DK2.5N-TR-PE, DK2.5N-TP, DK2.5N-TG, DK2.5N-CP, DKK2.5N-TP, DKK2.5N-TG, DKK2.5N-CP, PM2.5N
											DK2.5-PE, DKES1.5, DKES1.5-XXP, DKES1.5M-XXP
											DP4, DP4-TN, DP4-TR, DP4-PE, DP4-TN-PE, DP4-TR-PE, SS2
											DK4N, DK4N-TN, DK4N-TR, DKK4N, DKK4N-PV, DK4N-PE, DK4N-TN-PE, DK4N-TR-PE, DK4-PE, DK4N-TP, DK4N-TG, DK4N-CP, DKK4N-TP, DKK4N-TG, DKK4N-CP, PM4N
											DP6, DP6-TN, DP6-TR, DP6-PE, DP6-TN-PE, DP6-TR-PE, DPTD6, DPTL6, DPTD6-D05, DPTD6-D06, DK6N, DK6N-TN, DK6N-PE, DKTD6N, DKTD6, DKTL6, PM6N
											DK10N, DK10N-TN, DK10N-PE, DK10-PE, DK16-PE, DK16N-PE, DK16H, DK35H, DK35H-PE, DK50, DK50-PE, DK95-PE, DK95, DK150, DK240
											DKM5, DKM6, DKM8, DKM10, DKM12, DKMW8, DKM6-2, DKM8-2, DKM10-2, SS4, SS5, SS6, SS7, SS8, SS11
											DP10, DP10-TN, DP10-PE, DP10-TN-PE
											DP16, DP16-PE

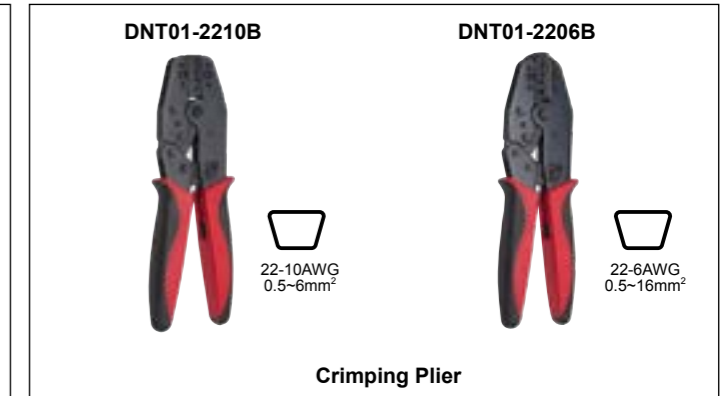
Ferrules & Tools



Features of Dinkle Screwdrivers :

- The quality alloy material withstand high torque value prevents the screwdriver from breaking when it is overstressed.
- Meets the DIN, ISO and ANSI standards.
- PP and TPV materials of the handle avoid slippery and provide resistance to chemical, oil and most solvents.
- Blade made of special high quality SVCM steel alloy, through hardening treatment.
- Streamlined handle design fits your hand comfortably for a firm grip.

Hand Tools



- Specially mechanically designed for maximum crimping force
- Square crimp, four sets of jagged surface for crimping
- Cross section : 0.08~10mm²/AWG 28~7
- Self-adjustable to suit the wire size
- Save up to 40% manpower

Durability

The spring was made by hardened steel. Durable & flexible

40% OFF

manpower

Cost saving

Mechanical design helps labor saving & cost saving.

Square crimp

The crimped wire with ferrule is in a square shape for easy connection.

Screwdriver

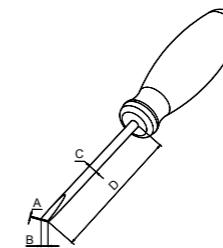
Slotted Screwdriver



➔ Slotted screwdriver



➔ Insulated slotted screwdriver



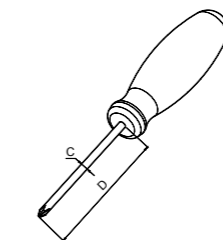
Phillips Screwdriver



➔ Phillips screwdriver



➔ Insulated philips screwdriver



Part number	A	B	D	Pcs / box
DNT11-0102	2.5	0.4	75	12
DNT11-0107	3.5	0.6	100	12
DNT11-0109	4.0	0.8	100	12
DNT11-0111	5.5	1.0	150	12

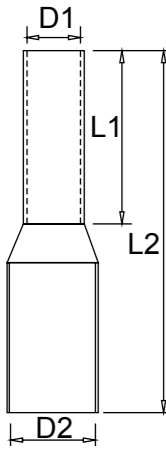
Part number	A	B	D	Pcs / box
DNT11-0301	2.5	0.4	75	12
DNT11-0307	3.5	0.6	100	12
DNT11-0303	4.0	0.8	100	12
DNT11-0304	5.5	1.0	125	12

Part number	C	D	Pcs / box
DNT11-0201	#0 / 3.0	60	12
DNT11-0202	#1 / 5.0	80	12
DNT11-0205	#2 / 6.0	100	12
DNT11-0208	#3 / 8.0	150	6

Part number	C	D	Pcs / box
DNT11-0401	#0 / 3.0	60	12
DNT11-0402	#1 / 5.0	80	12
DNT11-0403	#2 / 6.0	100	12
DNT11-0404	#3 / 8.0	150	6

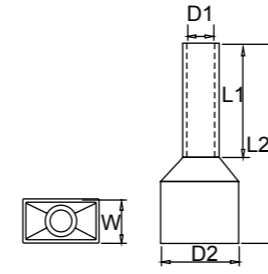
Ferrules For Single Wire

Diameter AWG (mm ²)	Part number	Package		Size(mm)				DIN 46228/4 color
		Pcs / bag	Pcs / box	D1	D2	L1	L2	
24 (0.25)	DN00206D	1000	10	0.75	1.9	6	10	● Light Blue
	8					12		
22 (0.34)	DN00306D	1000	10	0.8	1.9	6	10	● Turouise
	8					12		
20 (0.5)	DN00506D	500	10	1.0	2.6	6	10	○ White
	8					14		
	DN00510D	500	8	10	16			
18 (0.75)	DN00706D	500	8	1.2	2.8	6	12	● Grey
	8					14		
	10					16		
	12					18		
(1)	DN01006D	500	6	1.4	3.0	6	12	● Red
	8					14		
	10					16		
	12					18		
16 (1.5)	DN01508D	500	4	1.7	3.5	8	14	● Black
	10					16		
	12					18		
	18					24		
14 (2.5)	DN02508D	500	4	2.2	4.2	8	14	● Blue
	10					16		
	12	18						
	18	24						
12 (4)	DN04010D	500	2	2.8	4.8	10	17	● Grey
	12					20		
	18					26		
10 (6)	DN06012D	500	1	3.5	6.3	12	20	● Yellow
	18					26		
7 (10)	DN10012D	200	1	4.5	7.6	12	22	● Red
	18					28		
5 (16)	DN16012D	200	1	5.8	8.8	12	22	● Blue
	18					28		
4 (25)	DN25016D	100	1	7.3	11.2	16	30	● Yellow
	18					30		
	22					36		
2 (35)	DN35016D	100	1	8.3	12.7	16	30	● Red
	18					32		
	25					39		
1 (50)	DN50020D	50	1	10.3	15.0	20	36	● Blue
	25					40		
2 / 0 (70)	DN70021D	50	1	13.5	16.0	21	37	● Yellow
3 / 0 (95)	DN95025D	50	1	14.7	18.0	25	44	● Red
4 / 0 (120)	DN96027D	20	1	16.7	20.0	27	48	● Blue
250kcmil (150)	DN97032D	20	1	19.5	23.0	32	58	● Yellow



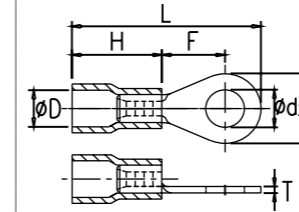
Ferrules For Double Wire

Diameter AWG (mm ²)	Part number	Package		Size(mm)				DIN 46228/4 color
		Pcs / bag	Pcs / box	D1	W / D2	L1	L2	
2X0.50	DN00508B	500	5	1.5	2.5 / 4.7	8.0	15.0	○ White
2X0.75	DN00708B	500	5	1.8	2.8 / 5.0	8.0	15.0	● Grey
	10.0					17.0		
2X1.00	DN01008B	500	4	2.05	3.4 / 5.4	8.0	15.0	● Red
	10.0					17.0		
2X1.50	DN01508B	500	2	2.3	3.6 / 6.6	8.0	16.0	● Black
	12.0					20.0		
2X2.50	DN02510B	500	1	2.8	4.2 / 7.8	10.0	18.5	● Blue
	13.0					21.5		
2X4.00	DN04012B	200	2	3.7	4.9 / 8.8	12.0	23.0	● Grey
2X6.00	DN06014B	200	1	4.8	6.9 / 10.0	14.0	26.0	● Yellow
2X10.00	DN10014B	50	2	6.4	7.6 / 12.8	14.0	26.5	● Red
2X16.00	DN16014B	50	2	8.3	9.6 / 18.6	14.0	31.5	● Blue



Ring Terminal

Diameter AWG (mm ²)	Part number	Package		Size(mm)							DIN 46228/4 color
		Pcs / bag	Pcs / box	Ød2	B	F	L	H	ØD	T	
22~16 (0.5~1.5)	DNH1-132	1000	1	3.2	5.5	4.75	17.0	9.5	4.0	0.75	● Red
	DNH1-137	1000	1	3.7	5.5	4.75	17.0				
	DNH1-137B	1000	1	3.7	6.6	6.3	19.1				
	DNH1-143	1000	1	4.3	6.6	6.3	19.1				
	DNH1-143B	1000	1	4.3	8.0	7.0	20.5				
	DNH1-153	1000	1	5.3	8.0	7.0	20.5				
	DNH1-164	200	2	6.4	11.6	9.7	25.0				
	DNH1-184	200	2	8.4	11.6	9.7	25.0				
	DNH1-110	200	1	10.5	14.0	12.0	28.5				
	DNH1-232	1000	1	3.2	6.4	4.3	17.5				
DNH1-237	1000	1	3.7	6.4	4.3	17.5					
DNH1-237B	500	1	3.7	8.5	7.75	22.0					
DNH1-243	1000	1	4.3	6.6	6.3	19.6					
DNH1-243B	500	1	4.3	8.5	7.75	22.0					
DNH1-253	200	2	5.3	9.5	7.25	22.0					
DNH1-264	200	1	6.4	12.0	11.0	27.0					
DNH1-284	200	1	8.4	12.0	11.0	27.0					
DNH1-210	200	1	10.5	14.0	12.0	29.0					
12~10 (4~6)	DNH1-537	500	1	3.7	7.2	5.9	22.5	13.0	6.8	1.0	● Yellow
	DNH1-543	200	2	4.3	9.5	8.25	26.0				
	DNH1-553	200	2	5.3	9.5	8.25	26.0				
	DNH1-564	200	1	6.4	12.0	10.5	29.5				
	DNH1-584	200	1	8.4	15.0	13.5	34.0				
	DNH1-510	200	1	10.5	15.0	13.5	34.0				



Ferrule Protection Cover

Part number : DN-C01XX

For ferrule types :
DN00506D / DN00508D / DN00510D
(02~22 poles available)

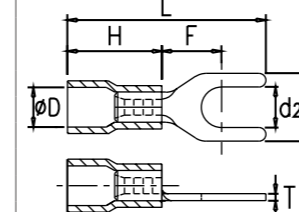
$V=U+5.1$
 $U=7.00X(P/2-1)(Pmax=22)$

7.00

22.00

Fork Terminal

Diameter AWG (mm ²)	Part number	Package		Size(mm)							DIN 46228/4 color
		Pcs / bag	Pcs / box	Ød2	B	F	L	H	ØD	T	
22~16 (0.5~1.5)	DNH2-137	1000	1	3.7	5.7	6.5	20.7	9.5	4.0	0.75	● Red
	DNH2-137B			3.7	6.4	6.5	20.7				
	DNH2-143	1000	1	4.3	6.4	6.5	20.7				
	DNH2-143B			4.3	7.2	6.5	20.7				
	DNH2-153	500	1	5.3	8.1	6.5	20.7				
	DNH2-164	200	2	6.4	11.0	10.0	25.0				
16~14 (1.5~2.5)	DNH2-237	500	1	3.7	5.7	6.5	21.2	10	4.5	0.8	● Blue
	DNH2-237B			3.7	6.4	6.5	21.2				
	DNH2-243	500	1	4.3	6.4	6.5	21.2				
	DNH2-243B			4.3	7.2	6.5	21.2				
	DNH2-253	200	2	5.3	8.1	6.5	21.2				
	DNH2-264	200	2	6.4	11.0	10.0	25.5				
12~10 (4~6)	DNH2-537	200	2	3.7	8.2	7.2	24.7	13	6.8	1.0	● Yellow
	DNH2-543	200	2	4.3	8.2	7.2	24.7				
	DNH2-553	200	2	5.3	9.0	7.2	24.7				
	DNH2-564	200	1	6.4	12.0	11.0	31.0				



Standard cross section of copper conductors

Conductor cross section (mm ²)	Theoretical Diameter of the largest conductor			
	Metric			AWG / Kcmil
	Rigid		Flexible (mm)	
Solid (mm)	Stranded, (mm)			
0.2	0.51	0.53	0.61	24
0.34	0.63	0.66	0.8	22
0.5	0.9	1.1	1.1	20
0.75	1.0	1.2	1.3	18
1	1.2	1.4	1.5	-
1.5	1.5	1.7	1.8	16
2.5	1.9	2.2	2.3	14
4	2.4	2.7	2.9	12
6	2.9	3.3	3.9	10
10	3.7	4.2	5.1	8
16	4.6	5.3	6.3	6
25	-	6.6	7.8	4
35	-	7.9	9.2	2
50	-	9.1	11	1/0
70	-	11	13.1	2/0
95	-	12.9	15.1	3/0
-	-	-	-	4/0
120	-	14.5	17	250kcmil

Conductor size(AWG) and rated current(UL 486-486B)

Conductor size (AWG or Kcmil)	Conductor size (mm ²)	Assigned maximum ampere rating (A)
30	0.05	0.5
28	0.08	0.8
26	0.13	1
24	0.20	2
22	0.32	3
20	0.52	5
18	0.82	7
16	1.31	10
14	2.08	15
12	3.31	20
10	5.26	30
8	8.37	50
6	13.3	65
4	21.2	85
3	26.7	100
2	33.6	115
1	42.4	130
1/0	53.5	150
2/0	67.4	175
3/0	85	200
4/0	107	230

Conductor size (Metric) and rated current (IEC 60947-1)

Conductor size (mm ²)	Conductor size (AWG or Kcmil)	Assigned maximum ampere rating (A)
0.05	30	-
0.08	28	-
0.13	26	-
0.20	24	4
0.34	22	5
0.5	20	6
0.75	18	9
1	-	13.5
1.5	16	17.5
2.5	14	24
4	12	32
6	10	41
10	8	57
16	6	76
25	4	101
35	2	125
50	1/0	150
70	2/0	192
95	3/0	232
120	250 Kcmil	269

Index

Part number	Page	Part number	Page	Part number	Page	Part number	Page
01		DK2.5N-TR	31	DKM8-2	59	DN01512D	78
0175L1	25	DK2.5N-TR-PE	37	DKMC10/12	58	DN01518D	78
0175-T002	25	DK2.5-PE	38	DKMC5	58	DN02508D	78
02		DK2.5S	41	DKMC6	58	DN02510B	79
0207-01XX	19	DK240	28	DKMC8	58	DN02510D	78
1		DK35H	27	DKMSPS-001	59	DN02512D	78
2		DK35H-PE	39	DKMSPS-002	59	DN02513B	79
2EHDRD-XXP	55	DK35N	27	DKMW8	58	DN02518D	78
2EHDRDM-XXP	55	DK4N	25	DKNSPS-001	65	DN04010D	78
A		DK4N-CP	45	DKNSPS-002	65	DN04012B	79
AKP-CP	43	DK4N-PE	34	DKNSPS-003	65	DN04012D	78
AKP-TG	43	DK4N-T	43	DKNSPS-004	65	DN04018D	78
AKP-TP	43	DK4N-TF(5X20)	48	DKNSPS-005	66	DN06012D	78
AKSPS-001	65	DK4N-TFL(5X20)	48	DKNSPS-006	50	DN06014B	79
AKSPS-002	65	DK4N-TG	45	DKNSPS-007	50	DN06018D	78
AKSPS-003	65	DK4N-TN	29	DKNSPS-008	66	DN10012D	78
AKSPS-004	66	DK4N-TN-PE	36	DKNSPS-009	66	DN10014B	79
AKSPS-005	66	DK4N-TP	45	DKTD6	51	DN10018D	78
B		DK4N-TR	31	DKTD6N	50	DN16012D	78
C		DK4N-TR-PE	37	DKTD6N-KP	50	DN16014B	79
C002-0101	50	DK4-PE	38	DKTL6	51	DN16018D	78
CSC-10XXPN	68	DK4S	41	DKZ120	62	DN25016D	78
CSC-150XXP	68	DK50	27	DKZ16	61	DN25018D	78
CSC-16XXP	68	DK50-PE	39	DKZ35	61	DN25022D	78
CSC-16XXPN	68	DK6N	25	DKZ35A	61	DN35016D	78
CSC-2.5XXP	68	DK6N-PE	34	DKZ4	61	DN35018D	78
CSC-2.5XXPN	68	DK6N-TN	29	DKZ4E	61	DN35025D	78
CSC-2.5XXPS	68	DK6S	41	DKZ4E-YG	61	DN50020D	78
CSC-240XXP	68	DK95	28	DKZ70A	61	DN50025D	78
CSC-35XXP	68	DK95-PE	39	DKZ70B	62	DN70021D	78
CSC-4XXPN	68	DKBC100-1000	24	DKZB	62	DN95025D	78
CSC-4XXPS	68	DKBC60-1000	24	DN00206D	78	DN96027D	78
CSC-50XXP	68	DKES1.5	40	DN00208D	78	DN97032D	78
CSC-6XXP	68	DKES1.5M-XXP	40	DN00306D	78	DN-C01XX	78
CSC-6XXPS	68	DKES1.5-XXP	40	DN00308D	78	DNH1-110	79
CSC-95XXP	68	DKK2.5N	32	DN00506D	78	DNH1-132	79
D		DKK2.5N-CP	46	DN00508B	79	DNH1-137	79
DK10N	26	DKK2.5N-PV	33	DN00508D	78	DNH1-137B	79
DK10N-PE	35	DKK2.5N-T	43	DN00510D	78	DNH1-143	79
DK10N-TN	30	DKK2.5N-TG	46	DN00706D	78	DNH1-143B	79
DK10-PE	38	DKK2.5N-TP	46	DN00708B	79	DNH1-153	79
DK10-TF(5X20)	49	DKK4N	32	DN00708D	78	DNH1-164	79
DK150	28	DKK4N-CP	47	DN00710B	79	DNH1-184	79
DK16H	26	DKK4N-PV	33	DN00710D	78	DNH1-210	79
DK16N	26	DKK4N-T	43	DN00712D	78	DNH1-232	79
DK16N-PE	35	DKK4N-TG	47	DN01006D	78	DNH1-237	79
DK16-PE	39	DKK4N-TP	47	DN01008B	79	DNH1-237B	79
DK2.5N	25	DKK4-TF(5X20)	48	DN01008D	78	DNH1-243	79
DK2.5N-CP	44	DKM10	58	DN01010B	79	DNH1-243B	79
DK2.5N-PE	34	DKM10-2	59	DN01010D	78	DNH1-253	79
DK2.5N-T	43	DKM12	58	DN01012D	78	DNH1-264	79
DK2.5N-TG	44	DKM5	57	DN01508B	79	DNH1-284	79
DK2.5N-TN	29	DKM6	57	DN01508D	78	DNH1-510	79
DK2.5N-TN-PE	36	DKM6-2	59	DN01510D	78	DNH1-537	79
DK2.5N-TP	44	DKM8	57	DN01512B	79	DNH1-543	79

Part number	Page	Part number	Page	Part number	Page	Part number	Page
DNH1-553	79	DP2.5-3L	10	DSHG	62	TMPT-12	72
DNH1-564	79	DP2.5-3L-L3PE	18	DSS10N-XXP	67	TS-15-1000	70
DNH1-584	79	DP2.5-3L-PV	10	DSS2.5N-XXP	67	TS-35/15-1000	70
DNH2-137	79	DP2.5-ES	19	DSS4N-XXP	67	TS-35-1000	70
DNH2-137B	79	DP2.5-PE	11	DSS6N-XXP	67	TS-35C	69
DNH2-143	79	DP2.5PG-XXP	20	E		TSC-S01	70
DNH2-143B	79	DP2.5-TN	5	F		TSC-S02	70
DNH2-153	79	DP2.5-TN-PE	13	FUK1A-01	69		
DNH2-164	79	DP2.5-TR	7	FUK2A-01	69		
DNH2-237	79	DP2.5-TR-PE	15	FUK6.3A-01	69		
DNH2-237B	79	DP4	3	G~L			
DNH2-243	79	DP4-PE	11	M			
DNH2-243B	79	DP4-TFU	21	MKG-001	65		
DNH2-253	79	DP4-TFU(5X20)	21	MKG-002	65		
DNH2-264	79	DP4-TN	5	MKG-003	65		
DNH2-537	79	DP4-TN-PE	13	MKG-004	65		
DNH2-543	79	DP4-TR	7	MKH-001	64		
DNH2-553	79	DP4-TR-PE	15	MKH-002	64		
DNH2-564	79	DP6	4	MKL	64		
DNT01-2206B	77	DP6-PE	12	MKW	64		
DNT01-2210B	77	DP6-TN	6	N~O			
DNT04-2010A	77	DP6-TN-PE	14	P			
DNT04-2616A	77	DP6-TR	8	PM2.5N	53		
DNT11-0102	77	DP6-TR-PE	16	PM2.5WNH1-XXP	54		
DNT11-0107	77	DP-FU(5X20)	21	PM2.5WN-XXP	54		
DNT11-0109	77	DPP1.5	9	PM4N	53		
DNT11-0111	77	DPP1.5-PE	17	PM6N	53		
DNT11-0201	77	DPP2.5	9	PMH	69		
DNT11-0202	77	DPP2.5-PE	17	PMM2.5WN-XXP	54		
DNT11-0205	77	DPP4	9	PMM2.5WNH1-XXP	54		
DNT11-0208	77	DPP4-PE	17	Q~R			
DNT11-0301	77	DP-PR	20	S			
DNT11-0303	77	DP-PZ-02P	20	SS11	64		
DNT11-0304	77	DP-PZ-04P	20	SS2	64		
DNT11-0307	77	DPTD6	22	SS3	64		
DNT11-0401	77	DPTD6-D05	23	SS4	64		
DNT11-0402	77	DPTD6-D06	23	SS5	64		
DNT11-0403	77	DPTL6	22	SS6	64		
DNT11-0404	77	DS16	67	SS7	64		
DNT13-0101	77	DS35	67	SS8	64		
DNT13-0102	77	DS6A02	51	T			
DP1.5	3	DS6A03	51	TM41W	73		
DP1.5-PE	11	DS6B01-02	50	TM42W	73		
DP1.5-TN	5	DS6B02-02	50	TM43W	73		
DP1.5-TN-PE	13	DS6S4	50	TM44W	73		
DP1.5-TR	7	DSD01-10XXN	67	TM45W	73		
DP1.5-TR-PE	15	DSD01-2.5XXN	67	TM46W	73		
DP10	4	DSD01-4XXN	67	TM47W	73		
DP10-PE	12	DSD01-6XXN	67	TM48W	73		
DP10-TN	6	DSD03-1.5/2.5	67	TM49W	74		
DP10-TN-PE	14	DSD03-1.5/4	67	TM50W	74		
DP16	4	DSD03-1.5XX	67	TMP-002	72		
DP16-PE	12	DSD03-2.5/4	67	TMPC-05	72		
DP2.5	3	DSH1	62	TMPF-04	72		
DP2.5/1P	20	DSH2	62	TMPT-11-300	72		