



AC/DC Converter · DC/DC Converter · Enclosed · Transceiver Module · Isolation Amplifier

IGBT Driver · LED Driver · EMC Auxiliary Device · IC · Transformer

Selection Guide 2021

- Established: 1998
- Factory: 60000+ square meters
- Employees: 2600+
- Patents & IPRs: 1000+
- Business Coverage: Global
- Information Management:
OA & ERP & CRM & EHR & PLM & ISP
- Certifications: ISO9001, OHSAS18001,
ISO14001, IATF16949



Headquarter in Guangzhou



Manufacturing Center in Huaihua



R&D Center in Guangzhou

Certifications



Automatic TE workshop

Product Range

AC/DC

- Power Range: 1-1000W
- Isolation Voltage: 2000-4200VAC
- Input Voltage Range: 30-1500VAC

DC/DC

- Power Range: 0.25-400W
- Isolation Voltage: 1000VDC-6000VDC/5000VAC
- Input Voltage Range: 3.3-1500VDC

Packages: SIP, DIP, SMD, lead wire, open frame, chassis mounting, DIN-Rail mounting

Applications



Industrial



Power Grid



Communication



Railway



Automotive



PV



Medical



Fire & Security



IoT



Lighting

Excellent Technology

- Automatic welding machine
- Laser marking system
- EMC laboratory
- Intelligent burn-in system
- Reflow soldering equipment
- UL/CSA/TUV Certified lab
- Automatic winding machine
- X fluorescence RoHS tester
- SMT AOI

Systems

IATF16949

ISO9001

ISO14001

OHSAS18001



Automatic SMT clean room

DC/DC Converter

- $\pm 5\%$, $\pm 10\%$ input voltage tolerance
- Operating temperature up to 105°C
- High isolation up to 6000VDC
- Low ripple & noise
- Continuous short-circuit protection

K78 series



- Efficiency up to 96%
- Operating temperature: -40°C to +85°C
- Continuous short-circuit protection
- Pin-out compatible with LM78xx linear regulators

Fixed input voltage, isolated & unregulated output series




NEW	Series	Power	Input Voltage (VDC)	Output Voltage (VDC)	Isolation	Package	Dimension (mm)	Certification
DFN Package	B_T-1WR4 NEW	1W	5,12,24	5,9,12,15,24	3000VDC	DFN	10.00x10.00x4.60	RoHS
	B_MT-1WR4 NEW	1W	5	5	3000VDC	DFN	9.00x7.00x3.10	RoHS μ RoHS CE CB
	D_T-1WR4 NEW	1W	5	5,5	3000VDC	DFN	13.20x7.00x3.10	RoHS
	E_T-1WR4 NEW	1W	12,24	$\pm 3.3, \pm 5, \pm 9, \pm 12, \pm 15, \pm 24$	3000VDC	DFN	13.00x10.00x4.60	RoHS
	FB_T-1WR4 NEW	1W	5	5	3000VAC	DFN	13.20x7.00x3.10	RoHS
	IF_T-1WR4 NEW	1W	5,12,24	3,3,5,9,12,15	3000VDC	DFN	13.00x10.00x4.60	RoHS
	B_T-2WR4 NEW	2W	5,12,24	3,3,5,9,12,15,24	3000VDC	DFN	10.00x10.00x4.60	RoHS
	E_T-2WR4 NEW	2W	5,12,24	$\pm 3.3, \pm 5, \pm 9, \pm 12, \pm 15, \pm 24$	3000VDC	DFN	13.00x10.00x4.60	RoHS
SMD Package	A_XT-1WR3	1W	5,12,15,24	$\pm 5, \pm 9, \pm 12, \pm 15, \pm 24$	1500VDC	SMD	15.24x11.40x7.25	RoHS μ RoHS CE CB
	B_XT-1WR3	1W	5,12,15,24	5,6,9,12,15,24	1500VDC	SMD	13.20x11.40x7.25	RoHS μ RoHS CE CB
	E_XT-1WR3	1W	5,12,15,24	$\pm 5, \pm 9, \pm 12, \pm 15, \pm 24$	3000VDC	SMD	15.24x11.40x7.25	RoHS μ RoHS CE CB
	F_XT-1WR3	1W	5,12,15,24	5,6,9,12,15,24	3000VDC	SMD	13.20x11.40x7.25	RoHS μ RoHS CE CB
	FB0505XT-1WR3	1W	5	5	4200VDC	SMD	15.24x11.40x7.25	RoHS
	B_XT-2WR3	2W	5,12,15,24	5,9,12,15,24	1500VDC	SMD	12.70x11.20x7.25	RoHS CE
F_XT-2WR3	2W	5,12,15,24	5,9,12,15,24	3000VDC	SMD	12.70x11.20x7.25	RoHS CE	
SIP Package	A_S-1WR3	1W	5,9,12,15,24	$\pm 3.3, \pm 5, \pm 9, \pm 12, \pm 15, \pm 24$	1500VDC	SIP	19.65x6.00x10.16	RoHS μ RoHS CE CB
	B_LS-1WR3	1W	5,12,15,24	3,3,5,9,12,15,24	1500VDC	SIP	19.65x6.00x10.16	RoHS μ RoHS CE CB
	B_S-1WR3	1W	5,12,15,24	3,3,5,9,12,15,24	1500VDC	SIP	11.60x6.00x10.16	RoHS μ RoHS CE CB
	E_S-1WR3	1W	5,9,12,15,24	$\pm 3.3, \pm 5, \pm 9, \pm 12, \pm 15, \pm 24$	3000VDC	SIP	19.65x6.00x10.16	RoHS μ RoHS CE CB
	F_S-1WR3	1W	5,9,12,15,24	3,3,5,9,12,15,24	3000VDC	SIP	19.65x6.00x10.16	RoHS μ RoHS CE CB
	G_S-1WR2	1W	5,12,15,24	$\pm 5, \pm 9, \pm 12, \pm 15$	6000VDC	SIP	19.50x9.80x12.50	RoHS μ RoHS CE CB
	H_S-1WR2	1W	3,3,5,12,24	3,3,5,12,15	6000VDC	SIP	19.50x9.80x12.50	RoHS μ RoHS CE CB
	A_S-2WR3	2W	5,12,15,24	$\pm 3.3, \pm 5, \pm 9, \pm 12, \pm 15, \pm 24$	1500VDC	SIP	19.65x7.05x10.16	RoHS μ RoHS CE CB
	B_S-2WR3	2W	5,12,15,24	3,3,5,9,12,15,24	1500VDC	SIP	19.65x7.05x10.16	RoHS μ RoHS CE CB
	E_S-2WR3	2W	5,12,15,24	$\pm 3.3, \pm 5, \pm 9, \pm 12, \pm 15, \pm 24$	3000VDC	SIP	19.65x7.05x10.16	RoHS μ RoHS CE CB
	F_S-2WR3	2W	5,12,15,24	5,9,12,15,24	3000VDC	SIP	19.65x7.05x10.16	RoHS μ RoHS CE CB
	G_S-2WR2	2W	5,12,15,24	$\pm 5, \pm 9, \pm 12, \pm 15$	6000VDC	SIP	19.50x9.80x12.50	RoHS μ RoHS CE
	H_S-2WR2	2W	5,12,15,24	5,12,15	6000VDC	SIP	19.50x9.80x12.50	RoHS μ RoHS CE
B_S-3WR2	3W	5,12	5,9,12	1500VDC	SIP	19.65x7.05x10.16	RoHS	
F_S-3WR2	3W	5,12,15	5,9,12,15	3000VDC	SIP	19.65x7.05x10.16	RoHS	
DIP Package	B05_LD-1WR2	1W	5	5,50,60	1500VDC	DIP	20.32x10.16x8.20	RoHS
	F_N-1WR3	1W	5,12,24	3,3,5,9,12,15,24	3000VDC	DIP	12.70x10.16x8.20	RoHS μ RoHS CE
	A_D-1WR2	1W	5,12,15,24	$\pm 5, \pm 9, \pm 12, \pm 15, \pm 24$	1500VDC	DIP	20.00x10.00x7.00	RoHS
	B_D-1WR3	1W	5,12,15,24	3,3,5,9,12,15,24	1500VDC	DIP	12.70x10.16x8.20	RoHS μ RoHS CE CB
	E_D-1WR3	1W	5,12,24	$\pm 5, \pm 9, \pm 12, \pm 15$	3000VDC	DIP	20.00x10.00x7.00	RoHS CE
	F_D-1WR2	1W	3,3,5,12,15,24	3,3,5,12,15	3000VDC	DIP	20.00x10.00x7.00	RoHS μ RoHS CE
	A_D-2WR2	2W	5,12,15,24	$\pm 5, \pm 9, \pm 12, \pm 15, \pm 24$	1500VDC	DIP	20.32x10.16x8.20	RoHS μ RoHS CE CB
	B_D-2WR2	2W	3,3,5,9,12,24	3,3,5,9,12,15,24	1500VDC	DIP	20.32x10.16x8.20	RoHS μ RoHS CE CB
	E_D-2WR3	2W	5,12,15,24	$\pm 3.3, \pm 5, \pm 9, \pm 12, \pm 15, \pm 24$	3000VDC	DIP	20.32x10.16x8.20	RoHS μ RoHS CE CB
	F_D-2WR2	2W	5,12,15,24	5,9,12,15,24	3000VDC	DIP	20.32x10.16x8.20	RoHS μ RoHS CE CB

DC/DC Converter


Fixed input voltage, isolated & regulated output series

SMD Package	Series	Power	Input Voltage (VDC)	Output Voltage (VDC)	Isolation	Package	Dimension (mm)	Certification
	IB_XT-W75R3	0.75W	5,12	3.3,5,9,12,15	1500VDC	SMD	13.20x11.40x7.25	RoHS CE
	IB_XT-1WR2	1W	5,12,24	3.3,5,12,15	1500VDC	SMD	15.24x11.20x7.25	RoHS CE
	IF_XT-1WR3	1W	5,12,24	3.3,5,9,12,15	3000VDC	SMD	15.24x11.20x7.25	RoHS CE
SIP Package	Series	Power	Input Voltage (VDC)	Output Voltage (VDC)	Isolation	Package	Dimension (mm)	Certification
	IB_S-W75R3	1W	5,12,24	3.3,5,12,15	1500VDC	SIP	11.60x6.00x10.16	RoHS CE
	IB_LS-1WR3	1W	5,12,15,24	3.3,5,9,12,15,24	1500VDC	SIP	19.65x6.00x10.16	RoHS CE UL US CE CB
	IF_S-1WR3	1W	5,12,15,24	3.3,5,9,12,15	3000VDC	SIP	19.65x6.00x10.16	RoHS CE UL US CE CB
	IE_KS-1WR3	1W	5	±5, ±9, ±12, ±15	3000VDC	SIP	27.50x9.50x12.00	RoHS CE

Wide input voltage, non-isolated & regulated output series

NEW DFN Package	Series	Current (mA)	Input Voltage Range (VDC)	Output Voltage (VDC)	Package	Dimension (mm)	Certification
	K78_MT-500R4 NEW	500	4.5-36	±3.3,±5,±6.5,±9,±12,±15	DFN	9.00x7.00x3.10	RoHS
	K78_MT-1000R4 NEW	1000	4.75-36	±3.3,±5,±6.5,±9,±12,±15	DFN	9.00x7.00x3.10	RoHS
SIP Package	Series	Current (mA)	Input Voltage Range (VDC)	Output Voltage (VDC)	Package	Dimension (mm)	Certification
	K78-500R3	500/300/150	4.75-36	3.3,5,9,12,15,-5,-12,-15	SIP	11.60x7.55x10.16	RoHS CE UL US CE CB
	K78L-500R3	500/300/150	4.75-36	3.3,5,12,15,-5,-12,-15	SIP	10.00x7.20x11.00	RoHS CE UL US CE CB
	K78xxW-500R3	500/300/150	4.75-36	3.3,5,9,12,15,-5,-12,-15	SIP	11.50x9.00x17.50	RoHS CE
	K78U-500R3(L) NEW	500	9-80	3.3,5,6.5,9,12,15	SIP	19.00x11.50x9.00(L)	RoHS
	K78-1000R3(L)	1000/500/300	6-36	3.3,5,9,12,15,-5,-12,-15	SIP	19.00x11.50x9.00(L)	RoHS CE UL US CE CB
	K78L-1000R3	1000/500/300	6-36	3.3,5,12,15,-5,-12,-15	SIP	11.50x7.20x17.50	RoHS CE UL US CE CB
	K78xxM-1000R3	1000/500/300	6-36	3.3,5,9,12,15,-5,-12,-15	SIP	11.60x8.00x10.40	RoHS CE
	K78-2000R3	2000	4.5-36	2.5,3.3,5,9,12,15	SIP	11.50x9.00x17.50	RoHS CE
	K78-3AR3	3000	8-36	3.3,5,6.5,9,12,15	SIP	32.15x9.05x18.95	RoHS
	SMD Package	Series	Current (mA)	Input Voltage Range (VDC)	Output Voltage (VDC)	Package	Dimension (mm)
	K78T-500R3	500	4.75-36	1.5,1.8,2.5,3.3,5,6.5,9,12,15	SMD	11.40x15.24x8.25	RoHS CE
	K78T-1000R3	1000/800	4.75-36	1.5,1.8,2.5,3.3,5,6.5,9,12	SMD	11.40x15.24x8.25	RoHS CE
	K78_JT-500R3	500	4.75-36	3.3,5,9,12,15	SMD	27.50x9.50x12.00	RoHS CE
	K12T-6A-P(N)	6000	8.3-14	0.75-5	SMD	20.30x11.40x6.60	RoHS CE
	K12T-10A/16A	10000/16000	8.3-14	0.75-5	SMD	33.02x13.50x8.32	RoHS CE
	KUB4812QB-10A	10000	16-75		12 SMD	59.2x37.60x13.00	RoHS
	KUB4824QB-10A	10000	30-75		24 SMD	59.2x37.60x13.00	RoHS

High output voltage, non-isolated & regulated output series

DIP Package	Series	Power (W)	Input Voltage Range (VDC)	Output Voltage Range (VDC)	Package	Dimension (mm)	Certification
	HO1-P(N)1251V-0.5C	0.625	10.8-13.2	0~-1250.0~+1250	DIP	45.50x23.00x12.50	RoHS
	HO1-P(N)1251V-0.5F	0.625	21.6-26.4	0~-1250.0~+1250	DIP	45.50x23.00x12.50	RoHS
	HO1-P(N)1201-0.6B NEW	0.72	4.5-5.5	0~-1200.0~+1200	DIP	15.00x15.00x18.00	RoHS
	HO1-P(N)1501H-0.5C	0.75	10.8-13.2	0~-1500.0~+1500	DIP	45.50x23.00x12.50	RoHS
	HO1-P(N)1501H-0.5D	0.75	13.5-16.5	0~-1500.0~+1500	DIP	45.50x23.00x12.50	RoHS
	HO1-P(N)1251H-1B	1.25	4.75-5.25	0~-1250.0~+1250	DIP	45.50x23.00x12.50	RoHS
	HO1-P(N)1251H-0.5F	0.625	21.6-26.4	0~-1250.0~+1250	DIP	45.50x23.00x12.50	RoHS
	HO1-P(N)1251H-0.5C	0.625	10.8-13.2	0~-1250.0~+1250	DIP	45.50x23.00x12.50	RoHS
	HO1-P(N)1251H-0.5D	0.625	13.5-16.5	0~-1250.0~+1250	DIP	45.50x23.00x12.50	RoHS
	HO1-P601-2C	1.2	10.8-13.2	0~+600	DIP	46.00x25.70x15.50	RoHS
	HO1-P401V-5C	2	10.8-13.2	0~+400	DIP	45.50x23.00x12.50	RoHS
	HO1-P102-10F	10	21.6-26.4	0~+1000	DIP	62.00x45.00x22.50	RoHS
	HO1-P102-30F	30	21.6-26.4	0~+1000	DIP	76.00x64.50x26.50	RoHS
	HO1-P202-20D	40	14-18	0~+2000	DIP	80.00x55.00x28.00	RoHS
	HO1-P102-20D	40	14-18	0~+1000	DIP	80.00x55.00x28.00	RoHS

SIP Package



+ 1-6W DC/DC converter specialized for medical

Series	Power	Input Voltage Range	Output Voltage (VDC)	Isolation	Dimension (mm)	Certification
G_S-1WR2	1W	5,12,15,24	±5,±9,±12,±15	6000VDC	19.50x9.80x12.50	RoHS CE UL US CE
H_S-1WR2	1W	3.3,5,12,15,24	3.3,5,12,15	6000VDC	19.50x9.80x12.50	RoHS CE UL US CE CB
G_S-2WR2	2W	5,12,15,24	±5,±9,±12,±15	6000VDC	19.50x9.80x12.50	RoHS CE UL US CE
H_S-2WR2	2W	3.3,5,12,15,24	3.3,5,12,15	6000VDC	19.50x9.80x12.50	RoHS CE UL US CE
URH_P-6WR3	6W	9-36,18-75	5,6,9,12,15,24	6000VDC	31.60x20.30x10.20	RoHS CE

DC/DC Converter



- 2:1, 4:1 input voltage range
- SIP, DIP, SMD, chassis mounting, DIN-Rail mounting
- Remote On/Off and output voltage trimming
- No overshoot voltage when switching
- EMI meets CISPR32/EN55032 CLASS A
- Continuous short-circuit protection, self-recovery

Wide input voltage, isolated & regulated output series

SIP Package		Wide input (2:1)							
		Series	Power	Input Voltage Range(VDC)	Output Voltage (VDC)	Isolation	Package	Dimension (mm)	Certification
		WRA_S-1WR2	1W	4.5-9,9-18,18-36,36-75	± 5,±9,±12,±15	1500VDC	SIP	9.00x7.00x3.10	RoHS CE
		WRB_S-1WR2	1W	4.5-9,9-18,18-36,36-75	3.3,5,9,12,15,24	1500VDC	SIP	13.20x7.00x3.10	RoHS CE
		WRE_S-1WR2	1W	4.5-9,9-18,18-36,36-75	±5,±12,±15	3000VDC	SIP	13.20x7.00x3.10	RoHS CE
		WRF_S-1WR2	1W	4.5-9,9-18,18-36,36-75	3.3,5,9,12,15,24	3000VDC	SIP	13.20x7.00x3.10	RoHS CE
		WRA_S-3WR2	3W	4.5-9,9-18,18-36,36-75	±5,±9,±12,±15,±24	1500VDC	SIP	22.00x9.50x12.00	RoHS CE
		WRB_S-3WR2	3W	4.5-9,9-18,18-36,36-75	3.3,5,6,9,12,15,24	1500VDC	SIP	22.00x9.50x12.00	RoHS CE
		WRE_S-3WR2	3W	4.5-9,9-18,18-36,36-75	±5,±9,±12,±15	3000VDC	SIP	22.00x9.50x12.00	RoHS CE
		WRF_S-3WR2	3W	4.5-9,9-18,18-36,36-75	3.3,5,9,12,15,24	3000VDC	SIP	22.00x9.50x12.00	RoHS CE
		VRB_S-6WR3	6W	9-18,18-36	3.3,5,9,12,15,24	1600VDC	SIP	22.00x9.50x12.00	RoHS CE
		VRB_S-10WR3	10W	9-18,18-36	3.3,5,9,12,15,24	1500VDC	SIP	22.00x9.50x12.00	RoHS CE
NEW		WRA_SD/T-1WR2	1W	9-18,18-36	± 5, ± 9, ± 12, ± 15	1500VDC	SMD/DIP	15.00x14.00x9.10(ST)	RoHS
		WRB_SD/T-1WR2	1W	9-18,18-36	3.3,5,12,15,24	1500VDC	SMD/DIP	15.00x14.00x9.10(ST)	RoHS
		WRA_SD/T-3WR2	3W	9-18,18-36	± 5, ± 9, ± 12, ± 15	1500VDC	SMD/DIP	15.00x14.00x9.10(ST)	RoHS
		WRB_SD/T-3WR2	3W	9-18,18-36	3.3,5,12,15,24	1500VDC	SMD/DIP	15.00x14.00x9.10(ST)	RoHS
		WRE_P-3WR2	3W	4.5-9,9-18,18-36,36-75	± 3.3, ± 5, ± 9, ± 12, ± 15	3000VDC	DIP ,plastic	31.60x20.30x10.20	RoHS CE
		WRF_P-3WR2	3W	4.5-9,9-18,18-36,36-75	3.3,5,12,15,24	3000VDC	DIP ,plastic	31.60x20.30x10.20	RoHS CE
		WRA_ZP-3WR2	3W	4.5-9,9-18,18-36,36-75	± 5, ± 9, ± 12, ± 15, ± 24	1500VDC	DIP ,metal	32.00x20.00x10.80	RoHS CE
		WRB_ZP-3WR2	3W	4.5-9,9-18,18-36,36-75	3.3,5,9,12,15,24	1500VDC	DIP ,metal	32.00x20.00x10.80	RoHS CE
		WRA_ZP-6WR3	6W	4.5-9,9-18,18-36,36-75	± 5, ± 12, ± 15, ± 24	1500VDC	DIP ,metal	32.00x20.00x10.80	RoHS CE
		WRB_ZP-6WR3	6W	4.5-9,9-18,18-36,36-75	3.3,5,12,15,24	1500VDC	DIP ,metal	32.00x20.00x10.80	RoHS CE
		WRA_ZP-10WR3	10W	9-18,18-36,36-75	± 5, ± 12, ± 15	1500VDC	DIP ,metal	32.00x20.00x10.80	RoHS CE
		WRB_ZP-10WR3	10W	9-18,18-36,36-75	3.3,5,12,15,24	1500VDC	DIP ,metal	32.00x20.00x10.80	RoHS CE
		VRB_LD-15WR3	15W	18-36,36-75	3.3,5,12,15,24	1500VDC	DIP	50.80x25.40x11.80	RoHS CE CB
		VRA_LD-20WR3	20W	9-18,18-36,36-75	± 5, ± 9, ± 12, ± 15, ± 24	1500VDC	DIP	50.80x25.40x11.80	RoHS CE
		VRB_LD-20WR3	20W	9-18,18-36,36-75	3.3,5,9,12,15,24,110	1500VDC	DIP	50.80x25.40x11.80	RoHS CE
		VRB_LD-30WR3	30W	18-36,36-75	3.3,5,9,12,15,24	1500VDC	DIP	50.80x25.40x11.80	RoHS CE
		VRB_LD-40WHR3	40W	18-36,36-75	5,12,15,24	1500VDC	DIP	51.40x26.20x16.50	RoHS CE
		VRB_LD-50W(H)R3	50W	18-36,36-75	3.3,5,12,15,24	1500VDC	DIP	50.80x25.40x11.80	RoHS
DIP Package		VRA_YMD-6WR3	6W	9-18,18-36	± 5, ± 12, ± 15	1500VDC	DIP	25.40x25.40x11.70	RoHS CE CB
		VRB_YMD-6WR3	6W	9-18,18-36,36-75	3.3,5,9,12,15,24	1500VDC	DIP	25.40x25.40x11.70	RoHS CE
		VRA_YMD-10WR3	10W	4.5-9	± 5, ± 12, ± 15, ± 24	1500VDC	DIP	25.40x25.40x11.70	RoHS CE
		VRB_YMD-10WR3	10W	4.5-9,9-18,18-36,36-75	3.3,5,12,15,24	1500VDC	DIP	25.40x25.40x11.70	RoHS CE
		VRB_YMD-15WR3	15W	9-18,18-36,36-75	3.3,5,12,15,24	1500VDC	DIP	25.40x25.40x11.70	RoHS CE
		VRB_YMD-20WR3	20W	9-18,18-36,36-75	3.3,5,12,15,24	1500VDC	DIP	25.40x25.40x11.70	RoHS CE
Ultra-thin		VRB_J(M)D/T-3W	3W	4.5-9,9-36	3.3,5,12,15,24	1500VDC	DIP/SMD	26.20x16.40x6.80	RoHS CE
		VRB_J(M)D/T-6W	6W	9-18,18-36	3.3,5,12,15	1500VDC	DIP/SMD	33.78x19.10x7.00	RoHS CE CB

DC/DC Converter

SIP Package



Ultra-wide input (4:1)

Series	Power	Input Voltage Range(VDC)	Output Voltage (VDC)	Isolation	Dimension (mm)	Package	Certification
UWE_S-1WR3	1W	4.5-36	±5, ±12, ±15	3000VDC	22.00x9.50x12.00	SIP	RoHS CE
UWF_S-1WR3	1W	4.5-36	5, 12, 15	3000VDC	22.00x9.50x12.00	SIP	RoHS CE
UWE_S-3WR3	3W	4.5-36	±5, ±12, ±15	3000VDC	22.00x9.50x12.00	SIP	RoHS CE
UWF_S-3WR3	3W	4.5-36	5, 12, 15	3000VDC	22.00x9.50x12.00	SIP	RoHS CE
URD_S-3WR3	3W	18-75	5/5, 5/12, 5/24	3000VDC	27.40x9.50x12.00	SIP	RoHS CE
URB_S-6WR3	6W	9-36	3, 3.5, 9, 12, 15, 24	1600VDC	22.00x9.50x12.00	SIP	RoHS CE
URB_S-10WR3	10W	9-36	3, 3.5, 9, 12, 15, 24	1500VDC	22.00x9.50x12.00	SIP	RoHS CE

DIP Package



DIP 24

URH_P-6WR3	6W	9-36, 18-75	5, 6, 9, 12, 15, 24	6000VDC	31.60x20.30x10.20	DIP ,plastic	RoHS CE
URE_P-6WR3	6W	9-36	±5, ±12, ±15	3000VDC	31.60x20.30x10.20	DIP ,plastic	RoHS CE CB
URF_P-6WR3	6W	9-36, 18-75	3, 3.5, 9, 12, 15, 24, 25	3000VDC	31.60x20.30x10.20	DIP ,plastic	RoHS CE CB
PWB_ZP-3WR2	3W	9-36, 18-75	3, 3.5, 9, 12, 15, 24	1500VDC	32.00x20.00x10.80	DIP ,metal	RoHS CE
URA_ZP-6WR3	6W	9-36, 18-75	±5, ±9, ±12, ±15, ±24	1500VDC	32.00x20.00x10.80	DIP ,metal	RoHS CE CB
URB_ZP-6WR3	6W	9-36, 18-75	3, 3.5, 9, 12, 15, 24	1500VDC	32.00x20.00x10.80	DIP ,metal	RoHS CE CB
URA_ZP-10WR3	10W	9-36, 18-75	±5, ±12, ±15	1500VDC	32.00x20.00x10.80	DIP ,metal	RoHS CE
URB_ZP-10WR3	10W	9-36, 18-75	3, 3.5, 12, 15, 24	1500VDC	32.00x20.00x10.80	DIP ,metal	RoHS CE

DIP Package



1×1inch

URA_YMD-6WR3	6W	9-36, 18-75	±5, ±12, ±15, ±24	1500VDC	25.40x25.40x11.70	DIP	RoHS CE CB
URB_YMD-6WR3	6W	9-36, 18-75	3, 3.5, 9, 12, 15, 24	1500VDC	25.40x25.40x11.70	DIP	RoHS CE CB
URA_YMD-10WR3	10W	9-36, 18-75	±5, ±9, ±12, ±15, ±24	1500VDC	25.40x25.40x11.70	DIP	RoHS CE CB
URB_YMD-10WR3	10W	9-36, 18-75	3, 3.5, 9, 12, 15, 24	1500VDC	25.40x25.40x11.70	DIP	RoHS CE CB
URD_YMD-10WR3	10W	18-75	5/5, 5/12, 5/24	1500VDC	25.40x25.40x11.70	DIP	RoHS CE
URA_YMD-15WR3	15W	9-36, 18-75	±5, ±12, ±15, ±24	1500VDC	25.40x25.40x11.70	DIP	RoHS CE
URB_YMD-15WR3	15W	9-36, 18-75	3, 3.5, 12, 15, 24	1500VDC	25.40x25.40x11.70	DIP	RoHS CE CB
URA_YMD-20WR3	20W	9-36, 18-75	±5, ±12, ±15, ±24	1500VDC	25.40x25.40x11.70	DIP	RoHS CE
URB_YMD-20WR3	20W	9-36, 18-75	3, 3.5, 6, 12, 15, 24	1500VDC	25.40x25.40x11.70	DIP	RoHS CE CB
URA_YMD-30WR3	30W	18-75	±12, ±15, ±24	1500VDC	25.40x25.40x11.70	DIP	RoHS
URB_YMD-30WR3	30W	18-75	5, 12, 15, 24	1500VDC	25.40x25.40x11.70	DIP	RoHS

DIP Package



2×1inch

URE_LP-10WR3	10W	9-36, 18-75	±5, ±12, ±15	3000VDC	51.50x26.50x12.00	DIP ,plastic	RoHS CE CB
URF_LP-10WR3	10W	9-36, 18-75	3, 3.5, 9, 12, 15, 24	3000VDC	51.50x26.50x12.00	DIP ,plastic	RoHS CE CB
URF_LP-20WR3	20W	9-36, 18-75	3, 3.5, 9, 12, 15, 24	3000VDC	51.50x26.50x12.00	DIP ,plastic	RoHS CE CB
URH_LP-20WR3	20W	9-36, 18-75	3, 3.5, 9, 12, 15, 24	5000VAC	51.50x26.50x12.00	DIP ,plastic	RoHS CE (pending)
URA_LD-20WR3	20W	9-36, 18-75	±5, ±9, ±12, ±15	1500VDC	50.80x25.40x11.80	DIP ,metal	RoHS CE CB
URB_LD-20WR3	20W	9-36, 18-75	3, 3.5, 9, 12, 15, 24	1500VDC	50.80x25.40x11.80	DIP ,metal	RoHS CE CB
URD_LD-20WR3	20W	18-75	5/5, 5/12, 5/24	3000VDC	50.80x25.40x11.80	DIP ,metal	RoHS CE
URA_LD-30WR3	30W	9-36, 18-75	±5, ±12, ±15, ±24	1500VDC	50.80x25.40x11.80	DIP ,metal	RoHS CE
URB_LD-30WR3	30W	9-36, 18-75	3, 3.5, 9, 12, 15, 24	1500VDC	50.80x25.40x11.80	DIP ,metal	RoHS CE CB
URD_D-30WR3	30W	18-75	5/24	3000VAC	70.00x48.00x26.00	DIP ,metal	RoHS CE



1/4 Brick

URF_QB-75WR3	75W	18-75	5, 12, 15, 24, 48	2250VDC	62.00x56.00x14.60	DIP	RoHS CE
URF_QB-100WR3	100W	9-36, 18-75	5, 12, 15, 24, 28, 48	2250VDC	62.00x56.00x14.60	DIP	RoHS CE
URF_QB-150WR3	150W	18-75	5, 12, 15, 24, 48	2250VDC	62.00x56.00x14.60	DIP	RoHS CE
URF_QB-200WR3	200W	18-75	5, 12, 15, 24, 48	2250VDC	62.00x56.00x14.60	DIP	RoHS CE


Ultra-thin



URB_MT-3WR3	3W	9-36, 18-75	3, 3.5, 9, 12, 15, 24	1500VDC	19.20x18.10x10.16	SMD	RoHS CE CB
URB_J(M)D/T-3W	3W	9-36	3, 3.5, 12, 15, 24	1500VDC	26.20x16.40x6.80	DIP/SMD	RoHS CE
URB_J(M)D/T-10W	10W	9-36	5, 12, 15	1500VDC	41.40x22.00x7.00	DIP/SMD	RoHS CE CB
URB_J(M)D/T-15W	15W	9-36, 18-75	3, 3.5, 12, 15	1500VDC	39.90x29.50x6.80	DIP/SMD	RoHS CE

NEW

Communication



DC/DC converter specialized for communications industry

Series	Power	Input Voltage Range(VDC)	Output Voltage (VDC)	Isolation	Dimension (mm)	Package	Certification
VCB_SO-3WR3	3W	36-75	5, 12, 15, 24	1500VDC	22.00x8.20x12.80	SIP	RoHS CE
VCB_SO-6WR3	6W	36-75	5, 12, 15, 24	1500VDC	22.00x8.20x12.80	SIP	RoHS CE
VCB_SBO-10WR3	10W	36-75	5, 12, 15, 24	1500VDC	33.02x22.86x10.27	DIP	RoHS
VCB_SBO-20WR3	20W	36-75	3, 3.5, 12, 15, 24, 28	1500VDC	33.00x23.00x11.47	DIP	RoHS
VCB_SBO-30WR3	30W	36-75	5, 12, 15, 24	1500VDC	33.02x22.86x9.18	DIP	RoHS
VCB-EBO-100WR3	100W	36-75	5, 12, 15, 24, 28	1500VDC	58.42x22.86x9.69	DIP	RoHS
VCB-QBO-200WR3	200W	36-75	5, 12, 15, 24, 28, 48	1500VDC	58.40x36.80x12.94	DIP	RoHS
VCF-QBO-400WR3	400W	36-75	12, 15, 24, 28	2250VDC	57.90x36.80x12.90	DIP	RoHS

DC/DC Converter

SMD Package



SIP Package



DIP Package



DC/DC converter specialized for automotive electronics (IATF1 6949)

Series	Power	Input Voltage Range(VDC)	Output Voltage (VDC)	Isolation	Package	Dimension (mm)	Certification
CF0505XT-1WR3	1W	4.5-5.5	5	3500VDC	SMD	13.20x11.40x7.25	Meets AEC-Q100 standard CE
CFB0505XT-1WR3	1W	4.5-5.5	5	4200VDC	SMD	15.24x11.40x7.25	Meets AEC-Q100 standard CE
CWRF_S-3W	3W	7-18	15	4300VDC	SIP	22.00x9.50x12.00	Meets AEC-Q100 standard
CVRC_JD-6WR3	6W	9-18	15	3000VDC	SMD	42.10x25.00x10.50	Meets AEC-Q100 standard CE
CUWF_J(Y)T-3WR3	3W	6-42	5,12,15,24	3000VAC	SMD	43.68x25.00x10.64	Meets AEC-Q100 standard CE
CUWF_J(Y)T-6WR3	6W	6-42	5,12,15,24	3000VAC	SMD	43.68x25.00x10.64	Meets AEC-Q100 standard CE
CUWF_YMD-6WR3	6W	4.5-36	3.3,5,12,15,24	1500VDC	DIP	25.40x25.40x11.70	Meets AEC-Q100 standard CE
UW2405D-20W	20W	6-50	5	1500VDC	DIP ,metal	50.80x40.60x11.80	
UWD240512D-20W	20W	6-60	5,12	1500VDC	DIP ,metal	50.80x40.60x11.80	

DIP Package




DC/DC converter for IGBT driver of automotive electronics

Series	Input Voltage (VDC)	Input Voltage Range(VDC)	Positive/Negative Output(VDC)	Output Current(mA)	Isolation	Dimension (mm)	Certification
CQAW01	12	7-18	+15/-9	+200/-200	3000VAC	31.60x20.30x10.20	RoHS

LMD: 2x1(In-pin) / LD: 2x1(Off-pin)



2x1, 1x1 inch



1/4, 1/2 Brick



A7 suffix:
Integrated mounting



DC/DC converter specialized for rail transit

Series	Power	Input Voltage Range(VDC)	Output Voltage (VDC)	Isolation	Package	Dimension (mm)	Certification
URA1D_YMD-6WR3	6W	40-160	± 5, ± 12, ± 15	2250VDC	DIP	25.40x25.40x11.70	RoHS CE
URB1D_YMD-6WR3	6W	40-160	5,12,15,24	2250VDC	DIP	25.40x25.40x11.70	RoHS CE
URA1D_(X)LMD-10WR3	10W	40-160	± 5, ± 12, ± 15	2250VDC	DIP	50.80x25.40x11.80	RoHS CE
URB1D_LMD-10WR3	10W	40-160	3.3,5,12,15,24	2250VDC	DIP	50.80x25.40x11.80	RoHS CE
URB1D_LMD-15WR3	15W	40-160	3.3,5,12,15,24	2250VDC	DIP	50.80x25.40x11.80	RoHS CE
URB1D_LMD-20WR3	20W	40-160	3.3,5,12,15,24	2250VDC	DIP	50.80x25.40x11.80	RoHS CE
URB1D_LD-20WR3	20W	40-160	3.3,5,12,15,24	2250VDC	DIP	50.80x25.40x11.80	RoHS CE
URE1D_LD-20WR3	20W	40-160	± 12, ± 15, ± 24	3000VDC	DIP	50.80x25.40x11.80	RoHS
URF1D_LD-40WR3	40W	40-160	3.3,5,12,15,24,48	3000VDC	DIP	50.80x25.40x11.80	RoHS CE
URF1D_QB-50WR3	50W	43-160	3.3,5,12,15,24,48	3000VAC	DIP	60.80x39.20x12.70	RoHS CE
URF1D_QB-75WR3	75W	43-160	3.3,5,12,15,24,48	3000VAC	DIP	60.80x39.20x12.70	RoHS CE
URF1D_QB-100WR3	100W	43-160	3.3,5,12,15,24,48	3000VAC	DIP	60.80x39.20x12.70	RoHS CE
URF1D_HB-150WR3	150W	43-160	5,12,15,24,48	3000VAC	DIP	61.00x57.90x13.80	RoHS CE
URF1D_HB-250WR3	250W	40-160	5,12,15,24,48,54	3000VAC	DIP	61.00x57.90x13.80	RoHS CE
URF1D_HB-250WR3A7	250W	43-160	5,12,15,24,48,54	3000VAC	Chassis mounting	165.00x78.00x41.50	RoHS CE
URF1D_FB-400WR3	400W	66-160	5,9,12,15,24,28,48,54	3000VAC	DIP		
UWTH1D-QB-50WR3 NEW	50W	14-160	3,5,12,15,24,48,54	3000VAC	DIP	57.90x36.80x12.70	RoHS CE (pending)
UWTH1D-QB-100WR3 NEW	100W	14-160	12,15,24,28,48,54	3000VAC	DIP	57.90x37.80x12.70	RoHS CE (pending)
UWTH1D-HB-100WR3 NEW	100W	14-160	12,24,28,48,54	3000VAC	DIP	62.00x37.80x14.00	RoHS CE (pending)
UWTH1D-HB-200WR3 NEW	200W	14-160	12,24,28,48,54	3000VAC	DIP	62.00x37.80x14.00	RoHS CE (pending)



1/4, 1/2 Brick

DIP Package



DC/DC converter specialized for super-capacitor and lithium battery-powered


Series	Input Voltage (VDC) Nominal (Range)	Output Voltage (VDC)	Constant Current(mA)	Isolation	Package	Dimension (mm)	Certification
URF2428LP-700	9-36 (24VDC)	0-28.5	700	4200VDC	SMD	51.50x26.50x12.00	RoHS
URB24A5YMD-1000	9-36 (24VDC)	0-5.06	1000	1500VDC	SMD	25.40x25.40x11.70	RoHS

DIP Package



Series	Input Voltage Range	Output Voltage (VDC)	No. of Outputs	Isolation	Package	Dimension (mm)	Certification
MBP2403YMD-3A	16-32VDC	2-3.65	1	1000VDC	DIP	25.40x25.40x11.70	RoHS CE
MBP4803YMD-3A	30-60VDC	2-3.65	1	1000VDC	DIP	25.40x25.40x11.70	RoHS CE

AC/DC Converter





































LS Series

- Low power consumption, low ripple & noise
- Ultra-compact size, high power density
- High flexible for the PCB layout
- Isolation voltage up to 4000VAC



Three-phase AC/DC power supply

- Ultra-wide input voltage: 45-528VAC/65-745VDC
- Compact size, high power density
- Isolation voltage up to 4000VAC







1-10W cost-effective DIY type LS series

SIP Package	Series	Power	Input Voltage Range	Output Voltage (VDC)	Isolation	Dimension (mm)	Certification
	LS01-15BxxSS(-F)	1W	85-305VAC/70-430VDC	5,9,12,15,24	3000VAC	35.00x11.00x18.00	RoHS    
	LS03-15A12SR2S	2.4W	85-264VAC/100-370VDC	±12	3000VAC	35.00x21.00x13.00	RoHS
	LS03-13BxxR3 NEW	3W	85-305VAC/70-430VDC	3,3.5,9,12,15,24	3000VAC	26.40x12.58x11.00	RoHS    
	LS05-15BxxSS(-F)	5W	85-305VAC/100-430VDC	3,3.5,9,12,15,24	4000VAC	40.00x12.80x20.00	RoHS    
	LS05-13BxxR3 NEW	5W	85-305VAC/70-430VDC	3,3.5,9,12,15,24	3000VAC	26.40x14.73x11.00	RoHS    
	LS08-13BxxSS(-F)	8W	85-305VAC/100-430VDC	3,3.5,9,12,15,24	3000VAC	44.50x15.00x24.00	RoHS    
	LS10-13BxxR3 NEW	10W	85-305VAC/100-430VDC	3,3.5,9,12,15,24	3000VAC	32.00x17.20x15.05	RoHS    
	LS10-13BxxR3P NEW	10W	85-305VAC/90-430VDC	3,3.5,9,12,15,24	3000VAC	28.84x17.20x14.05	RoHS     (pending)
	LS15-13BxxSS(-F)	15W	85-305VAC/100-430VDC	3,3.5,9,12,15,24	3000VAC	44.50x15.00x24.00	RoHS    

85-264VAC input voltage AC/DC core board scheme LSC series




















Core board	Series	Power	Input Voltage Range	Output Voltage (VDC)	Isolation	Dimension (mm)	Certification
	LSC20-20M03	11.55W	85-264VAC/100-370VDC	3.3	4000VAC	32.10x16.80x3.00	RoHS
	LSC20-20M05	15.5W	85-264VAC/100-370VDC	5	4000VAC	32.10x16.80x3.00	RoHS
Demo board	LSC20-20M09	20W	85-264VAC/100-370VDC	9	4000VAC	32.10x16.80x3.00	RoHS
	LSC20-20M12	20W	85-264VAC/100-370VDC	12	4000VAC	32.10x16.80x3.00	RoHS
	LSC20-20M15	20W	85-264VAC/100-370VDC	15	4000VAC	32.10x16.80x3.00	RoHS
	LSC20-20M24	20W	85-264VAC/100-370VDC	24	4000VAC	32.10x16.80x3.00	RoHS

1-5W non-isolated AC/DC converter LS-K3B series

SIP Package	Series	Power	Input Voltage Range	Output Voltage (VDC)	Output Current	Dimension (mm)	Certification
	LS01-K3BxxSS	1W	85-305VAC/70-430VDC	5	200mA	16.13x15.10x9.50	RoHS 
	LS03-K3BxxSS	3W	85-305VAC/70-430VDC	12	250mA	16.13x15.10x9.50	RoHS 
	LS05-K3BxxSS NEW	5W	85-305VAC/70-430VDC	12,15,18	330mA	16.13x15.10x9.50	RoHS   (pending)

















• Be careful: An electric shock may occur with non-isolated AC/DC converter as its non-isolated between primary side and secondary side.

Three-phase AC/DC power supply


Series	Power	Input Voltage Range	Output Voltage (VDC)	Isolation	Dimension (mm)	Certification	
	LSC15-26M05	15W	45-528VAC/65-745VDC	Vo1: 5 Vo1/Vo2: 5/5,5/24 Vo1/Vo2/Vo3: 5/±5,5/±12,5/±15	4000VAC	37.00x20.00x4.60	RoHS
	LSC15-26M09	15W	45-528VAC/65-745VDC	9	4000VAC	37.00x20.00x4.60	RoHS
Core board scheme	LSC15-26M12	15W	45-528VAC/65-745VDC	12	4000VAC	37.00x20.00x4.60	RoHS
	LSC15-26M15	15W	45-528VAC/65-745VDC	15	4000VAC	37.00x20.00x4.60	RoHS
	LSC15-26M24	15W	45-528VAC/65-745VDC	24	4000VAC	37.00x20.00x4.60	RoHS
	LS03-16BxxSS(-F)	3W	90-528VAC/100-745VDC	3,3.5,9,12,15,24	4000VAC	44.50x22.00x13.00	RoHS    
	LS05-26BxxSS(-F)	5W	90-528VAC/100-745VDC	3,3.5,9,12,15,24	4000VAC	44.50x24.00x13.00	RoHS 
	LD03-16B	3W	90-528VAC/100-745VDC	3,3.5,9,12,15,24	3000VAC	50.80x25.40x15.16	RoHS    
	LD10-26B	10W	90-528VAC/100-745VDC	3,3.5,9,12,15,24	4000VAC	62.00x45.00x30.00	RoHS 
	LD20-26B	20W	90-528VAC/100-745VDC	3,3.5,9,12,15,24	4000VAC	70.00x48.00x30.00	RoHS    
	LO10-26D0512-04L	10.92W	57-528VAC/80-745VDC	5.1/12	4000VAC	80.00x40.00x35.00	RoHS
	LO15-26D1212-03	13.2W	57-528VAC/80-745VDC	12/12	4000VAC	80.00x40.00x35.00	RoHS
	LO15-26D1305-03	15W	57-528VAC/80-745VDC	5/13.5	4000VAC	80.00x40.00x35.00	RoHS

AC/DC Converter










1-60W compact size LD/LDE series

Series	Power	Input Voltage Range	Output Voltage (VDC)	Isolation	Dimension (mm)	Certification
LD01-10B	1W	85-305VAC/120-430VDC	3.3,5,9,12,15,24	3000VAC	33.70x22.20x18.00	RoHS  CE
LDE02-23B	2W	85-305VAC/120-430VDC	3.3,5,9,12,15,24	4000VAC	33.70x22.20x18.00	RoHS  CE CB
LD03-23BxxR2 <small>NEW</small>	3W	85-305VAC/100-430VDC	3.3,5,9,12,15,24	4000VAC	25.40x25.40x17.60	RoHS  CE CB
LD05-23BxxR2 <small>NEW</small>	5W	85-305VAC/100-430VDC	3.3,5,9,12,15,24	4000VAC	25.40x25.40x17.60	RoHS  CE CB
LD05-23BxxR2-M <small>NEW</small>	5W	85-305VAC/100-430VDC	3.3,5,9,12,15,24	4000VAC	45.70x25.40x21.50	RoHS CE (pending)
LD10-23BxxR2 <small>NEW</small>	10W	85-305VAC/100-430VDC	3.3,5,9,12,15,24	4000VAC	40.00x25.4x21.00	RoHS  CE CB
LD10-23BxxR2-M <small>NEW</small>	10W	85-305VAC/100-430VDC	3.3,5,9,12,15,24	4000VAC	47.60x26.80x23.50	RoHS  CE CB
LD15-23BxxR2 <small>NEW</small>	15W	85-305VAC/100-430VDC	3.3,5,9,12,15,24	4000VAC	47.60x26.80x23.50	RoHS  CE CB
LD15-23BxxR2-M <small>NEW</small>	15W	85-305VAC/100-430VDC	3.3,5,9,12,15,24	4000VAC	52.40x27.20x24.00	RoHS  CE CB
LD20-23BxxR2 <small>NEW</small>	20W	85-305VAC/100-430VDC	3.3,5,9,12,15,24	4000VAC	52.40x27.20x24.00	RoHS  CE CB
LDE03-20B-W	3W	85-264VAC/100-370VDC	3.3,5,9,12,15,24	4000VAC	37.00x24.50x18.00	RoHS  CE CB
LD03-20B-WG	3W	85-264VAC/120-373VDC	5,12,24	4000VAC	32.30x27.30x21.80	RoHS CE
LD03-20B-C	3W	85-264VAC/100-370VDC	3.3,5,9,12,15,24	4000VAC	37.00x24.50x18.00	RoHS  CE CB
LDE05-20B-W	5W	85-264VAC/100-370VDC	3.3,5,9,12,15,24	4000VAC	37.00x24.50x18.00	RoHS  CE CB
LD05-20B-C	5W	85-264VAC/100-370VDC	3.3,5,9,12,15,24	4000VAC	37.00x24.50x18.00	RoHS  CE CB
LDE06-20B	6W	85-264VAC/100-370VDC	3.3,5,9,12,15,24	4000VAC	50.80x25.40x15.36	RoHS  CE CB
LDE45-20B	45W	85-264VAC/100-370VDC	5,12,15,24,48	4000VAC	87.00x52.00x29.50	RoHS  CE CB
LDE60-20B	60W	85-264VAC/100-370VDC	5,12,15,24,48	4000VAC	87.00x52.00x29.50	RoHS  CE CB

3W AC/DC converter LDE-O series (Transient power up to 12W)

Series	Power	Instantaneous power	Input Voltage Range	Output Voltage (VDC)	Isolation	Dimension (mm)	Certification
LDE03-20Bxx-O	3W	12W/10S	85-264VAC/ 100-370VDC	3.3,5,9,12,15,24	4000VAC	37.00x24.50x18.00	RoHS  CE (pending)

5-60W standard package AC/DC converter LH/LHE series

Series	Power	Input Voltage Range	Output Voltage (VDC)	Output Voltage (VDC)	Isolation	Dimension (mm)	Certification
LH05-13B	5W	85-305VAC/100-430VDC	3.3,5,9,12,15,24	/	3000VAC	55.00x45.00x21.00	RoHS  CE CB
LHE10-23B	10W	85-305VAC/100-430VDC	3.3,5,9,12,15,24	/	4000VAC	55.00x45.00x21.00	RoHS CE
LHE15-23B	15W	85-305VAC/100-430VDC	3.3,5,9,12,15,24,48	/	4000VAC	62.00x45.00x22.50	RoHS  CE CB
LH20-13B	20W	85-305VAC/100-430VDC	3.3,5,9,12,15,24	/	3000VAC	55.00x45.00x21.00	RoHS  CE CB
LHE25-23B	25W	85-305VAC/100-430VDC	3.3,5,9,12,15,24,48	/	4000VAC	70.00x48.00x23.50	RoHS  CE CB
LHE40-23B	40W	85-305VAC/100-430VDC	3.3,5,12,15,24,48	/	4000VAC	89.00x63.50x25.00	RoHS CE
LHE60-23B	60W	85-305VAC/100-430VDC	5,12,15,24,48	/	4000VAC	109.00x58.50x30.00	RoHS CE
LHE05-20B	5W	85-264VAC/100-370VDC	3.3,5,9,12,15,24	/	4000VAC	48.50x36.00x20.50	RoHS  CE CB
LHE10-20B	10W	85-264VAC/100-370VDC	3.3,5,9,12,15,24	/	4000VAC	55.00x45.00x21.00	RoHS  CE CB
LHE15-20B	15W	85-264VAC/100-370VDC	3.3,5,9,12,15,24	/	4000VAC	62.00x45.00x22.50	RoHS  CE CB
LHE20-20B	20W	85-264VAC/100-370VDC	3.3,5,9,12,15,24	/	4000VAC	62.00x45.00x22.50	RoHS  CE CB
LHE25-20B	25W	85-264VAC/100-370VDC	3.3,5,9,12,15,24,48	/	4000VAC	70.00x48.50x23.50	RoHS  CE CB
LHE40-20B	40W	85-264VAC/100-370VDC	3.3,5,12,15,24,48	/	4000VAC	89.00x63.50x25.00	RoHS CE
LHE60-20B	60W	85-264VAC/100-370VDC	5,12,15,24,48	/	4000VAC	109.00x58.50x30.00	RoHS CE
LHE05-20A	5W	85-264VAC/100-370VDC	+5,+12,+15	-5,-12,-15	4000VAC	48.50x36.00x20.50	RoHS
LHE05-20C	5W	85-264VAC/100-370VDC	5	±5,±12,±15	4000VAC	48.50x36.00x20.50	RoHS
LHE05-20D	5W	85-264VAC/100-370VDC	5	5,12,15,24	4000VAC	48.50x36.00x20.50	RoHS
LHE10-20A	10W	85-264VAC/100-370VDC	+5,+12,+15	-5,-12,-15	4000VAC	55.00x45.00x21.00	RoHS
LHE10-20C	10W	85-264VAC/100-370VDC	5	±12,±15	4000VAC	55.00x45.00x21.00	RoHS
LHE10-20D	10W	85-264VAC/100-370VDC	5	5,12,15,24	4000VAC	55.00x45.00x21.00	RoHS
LHE15-20A	15W	85-264VAC/100-370VDC	+5,+12,+15	-5,-12,-15	4000VAC	62.00x45.00x22.50	RoHS
LHE15-20C	15W	85-264VAC/100-370VDC	5	±5,±12,±15	4000VAC	62.00x45.00x22.50	RoHS
LHE15-20D	15W	85-264VAC/100-370VDC	5	5,12,24	4000VAC	62.00x45.00x22.50	RoHS
LHE20-20A	20W	85-264VAC/100-370VDC	+12,+15	-12,-15	4000VAC	70.00x48.00x23.50	RoHS
LHE20-20C	20W	85-264VAC/100-370VDC	5	±12,±15	4000VAC	70.00x48.00x23.50	RoHS
LHE20-20D	20W	85-264VAC/100-370VDC	5	12,15,24	4000VAC	70.00x48.00x23.50	RoHS

AC/DC Converter

3-65W Cost-effective open frame AC/DC converter LO series

Series	Power	Input Voltage Range	Output Voltage (VDC)	Isolation	Dimension (mm)	Certification
LO10-13B	10W	85-305VAC/100-430VDC	3.3,5,9,12,15,24	3000VAC	60.00x42.00x16.30	RoHS CE (pending)
LO15-23BxxE NEW	15W	85-305VAC/88-430VDC	3.3,5,12,15,24	4000VAC	87.50x50.00x22.00	RoHS
LO30-23BxxE NEW	30W	85-305VAC/88-430VDC	3.3,5,12,15,24	4000VAC	105.00x50.00x30.00	RoHS
LO50-23BxxE NEW	50W	85-305VAC/88-430VDC	3.3,5,9,12,15,24,27,48	4000VAC	132.00x50.00x26.00	RoHS
LO03-10B	3W	85-264VAC/100-370VDC	3.3,5,9,12,15,24	3000VAC	42.00x16.00x17.00	RoHS
LO05-12B	5W	165-264VAC/230-370VDC	3.3,5,9,12,15,24	3000VAC	42.00x16.00x17.00	RoHS
LO15-10B	15W	85-264VAC/100-370VDC	3.3,5,9,12,15,24	3000VAC	63.50x45.70x19.00	RoHS UL CE CB
LO30-10B	30W	85-264VAC/100-370VDC	3.3,5,9,12,15,24,48	3000VAC	76.20x50.80x27.00	RoHS UL CE CB
LO45-10B	45W	85-264VAC/100-370VDC	3.3,5,9,12,15,24,48	3000VAC	76.20x50.80x30.00	RoHS UL CE CB
LO65-10B	65W	85-264VAC/100-370VDC	5,9,12,15,24,48	3000VAC	76.20x50.80x30.00	RoHS UL CE CB

10W LO series specialized for flow-meter (Customization is acceptable)

Series	Power	Input Voltage Range	Output Available (Vo1/Vo2/Vo3)	Output Available (Vo4/Vo5)	Output Available (Vo6/Vo7)	Certification
LO10-10J	10W	85-264VAC/120-370VDC	Triple outputs available (3.3V-24V)	Positive and negative voltage available ($\pm 5V$ to $\pm 24V$)	Positive and negative voltage available ($\pm 5V$ to $\pm 70V$)	RoHS

Ultra-wide input voltage non-isolated DC/DC single firewire power supply LSF Series

Series	Power	Input Voltage Range	Output Voltage Vo(VDC)	Output Voltage Vo1(VDC)	Dimension (mm)	Certification
LSF01-K5B	1W	15-380VDC	5.5,12,5	5V through peripheral	15.70x9.00x14.50	RoHS

+ 5-25W AC/DC converter specialized for medical

Series	Power	Input Voltage Range	Output Voltage (VDC)	Isolation	Dimension (mm)	Certification
LD05-20BxxMU	5W	85-264VAC/100-370VDC	5,12,15,24	4000VAC	53.80x28.80x19.00	RoHS UL CE
LD08-20BY4	7.6W	85-264VAC/100-370VDC	3.8	4000VAC	45.70x25.40x15.20	RoHS UL CE CS
LD10-20B	10W	85-264VAC/100-370VDC	3.3,5,9,12,15,24	4000VAC	53.80x28.80x19.00	RoHS UL CE
LH15-20BxxMU	15W	85-264VAC/100-370VDC	5,12,15,18,24	4000VAC	62.00x45.00x22.50	RoHS CE CB CS
LH25-20BxxMU	25W	85-264VAC/100-370VDC	5,12,15,18,24	4000VAC	70.00x48.00x23.50	RoHS CE CB CS

⚡ 10-30W AC/DC converter specialized for electric power

Series	Power	Input Voltage Range	Output Voltage (VDC)	Isolation	Dimension (mm)	Certification
LO10-24B	10W	30-280VAC/30-400VDC	5,12,13	4000VAC	80.00x40.00x30.00	RoHS
LO20-10C0512-01	18.7W	165-264VAC/230-370VDC	5,±12	3000VAC	70.00x48.00x23.50	RoHS
LO30-10C0512-12	31.2W	85-264VAC/100-370VDC	5,±12	3000VAC	97.00x50.00x28.00	RoHS
LH10-10BxxER2	10W	85-264VAC/100-370VDC	5,12,24	3000VAC	62.00x45.00x30.00	RoHS
LHE10-20DxxER2	10W	85-264VAC/100-370VDC	5/12,5/24	4000VAC	62.00x45.00x30.00	RoHS
LH15-10BxxER2	15W	85-264VAC/100-370VDC	5,12,24	3000VAC	62.00x45.00x30.00	RoHS
LH15-10DxxER2	15W	85-264VAC/100-370VDC	5/12,5/24	3000VAC	62.00x45.00x30.00	RoHS
LH25-10BxxER2	25W	85-264VAC/100-370VDC	5,12,15,24	3000VAC	70.00x48.00x30.00	RoHS UL CE CB

🚗 AC/DC converter specialized for automotive electronics

Series	Power	Input Voltage Range	Output Voltage (VDC)	Isolation	Package	Dimension (mm)	Certification
CLS03-15A12SR2S	2.4W	85-264VAC/100-370VDC	±12	3000VAC	SIP	35.00x21.00x13.00	RoHS
CLS03-15A12SR2S-QC	2.4W	85-264VAC/100-370VDC	±12	3000VAC	SIP	35.00x21.00x13.00	RoHS

AC/DC Converter



Power Solution for White Goods

15-350W AC/DC enclosed LM series

Single output (Vin:85-305VAC)

Series	Power	Certification
LM15-23Bxx	15W	⑤
LM25-23Bxx	25W	⑤
LM35-23Bxx	35W	① ②
LM50-23Bxx	50W	① ②
LM75-23Bxx	75W	① ②
LM100-23Bxx	100W	① ②
LM150-23Bxx	150W	① ②

Single output (Vin:85-264VAC)

Series	Power	Certification
LM35-20Bxx	35W	① ②
LM50-20Bxx	50W	① ②
LM75-20Bxx	75W	① ②
LM100-20Bxx	100W	① ②
LM150-20Bxx	150W	① ②
LM200-10Bxx	200W	③
LM350-10Bxx	350W	③

Single output (Vin:165-264VAC)

Series	Power	Certification
LM35-22Bxx	35W	① ②
LM50-22Bxx	50W	① ②
LM75-22Bxx	75W	① ②
LM100-22Bxx	100W	① ②
LM150-22Bxx	150W	① ②
LM200-12Bxx	200W	③
LM350-12Bxx	350W	③

Multiple outputs

Series	Power	Certification
LM35-10Cxx	35W	③
LM35-10Dxx	35W	③
LM50-10Cxx	50W	③
LM50-10Dxx	50W	③
LM75-10Cxx	75W	③
LM75-10Dxx	75W	③
LM100-10Cxx	100W	③
LM100-10Dxx	100W	③

75-320W

120-350W

3-30W

3-20W

AC/DC enclosed LMF series

Series	Power	Certification
LMF75-20Bxx	75W	③ ④
LMF100-20Bxx	100W	③
LMF100-23Bxx	100W	③
LMF150-20Bxx	150W	③
LMF150-23Bxx	150W	③
LMF200-20Bxx	200W	③
LMF200-23Bxx	200W	③
LMF320-20Bxx	320W	⑤
LMF320-23Bxx	320W	③

AC/DC enclosed LOF series

Series	Power	Certification
LOF120-20Bxx	120W	① ②
LOF225-20Bxx	225W	① ②
LOF350-20Bxx	350W	① ②

Certification:

- ① EN60335 approval
- ② EN61558 approval
- ③ Meet EN60335 standard
- ④ Meet EN61558 standard
- ⑤ none

AC/DC converter LS series

Series	Power	Certification
LS03-13BxxR3	3W	③ ④
LS05-13BxxR3	5W	③ ④
LS10-13BxxR3	10W	③ ④


LO series

Series	Power	Certification
LO10-13Bxx	10W	③
LO15-10Bxx	15W	③
LO30-10Bxx	30W	③

AC/DC converter LD series

Series	Power	Certification
LD03-23Bxx	3W	① ②
LD05-23Bxx	5W	① ②
LD10-23Bxx	10W	① ②
LD15-23Bxx	15W	① ②
LD20-23Bxx	20W	① ②
LD05-23BxxR2-M	5W	① ②
LD10-23BxxR2-M	10W	① ②
LD15-23BxxR2-M	15W	① ②

PV/PVA Series



PV Series

- Specialized for PV industry
- Ultra-wide input voltage: 100-1500VDC
- Isolation: 4000VAC
- Operating temperature: -40°C to +85°C
- Operating altitude up to 5000m
- PCB, chassis mounting, DIN-Rail mounting, mental cage packages

PVA Series

- Specialized for mining industry
- Ultra-wide input voltage: 85-900VAC
- Isolation up to 4000VAC
- Simple wiring, compact size
- Immunity, EFT/Surge: ±4KV perf. Criteria B

100-1500VDC ultra-wide input voltage DC/DC converter specialized for PV industry



Series	Power	Input Voltage Range	Output Voltage (VDC)	Isolation	Dimension (mm)	Certification
PV05/10/15-27BxxR2	5W,10W,15W	100-1000VDC	5,9,12,15,24	4000VAC	70.00x48.00x23.50	RoHS CE
PV10-27C	10W	200-1200VDC	5/5/24	4000VAC	70.00x48.00x23.50	RoHS
PV15-27BxxR3 NEW	15W	100-1000VDC	12,15,24	4000VAC	70.00x48.00x23.50	RoHS CE
PV15-29BxxL	10W,15W	200-1500VDC	5,12,15,24	4000VAC	109.00x58.50x30.00	RoHS
PV15-29B	10W,15W	200-1500VDC	5,12,15,24	4000VAC	125.00x75.00x40.00	RoHS CE
PV15-29C	15W	200-1500VDC	5/5/5,5/5/24	4000VAC	89.00x63.50x25.00	RoHS
PV40-27B	40W	200-1200VDC	12,15,24	4000VDC	89.00x63.50x25.00	RoHS
PV40-29B	40W	200-1500VDC	12,15,24	4000VAC	125.00x75.00x40.00	RoHS UL CE
PV45-29D	45W	150-1500VDC	12V/15V/24V dual outputs (customization is acceptable)	4000VAC	144.50x105.00x40.00	RoHS
PV50-25B NEW	50W	80-750VDC	12,24	4000VAC	109.00x58.50x30.00	RoHS
PV50-29D	50W	150-1500VDC	12V/15V/24V dual outputs (customization is acceptable)	4000VAC	150.00x100.00x38.70	RoHS
PV60-27D	60W	200-1100VDC	12/15	4000VAC	162.00x269.00x32.00	RoHS
PV75-36D	75W	250-3300VDC	15,400	6000VAC	220.00x157.00x40.00	RoHS
PV120-27B	90W,100W,120W	200-1100VDC	12,15,24,26,28,48	4000VAC	144.50x105.00x40.00	RoHS
PV150-29B	120W,150W	250-1500VDC	12,15,24,28,32,48	4000VAC	168.00x111.20x42.50	RoHS CE
PV200-27B	120W,150W,200W	200-1000VDC	12,15,24,26,48	4000VAC	168.00x121.35x42.50	RoHS CE
PV200-29B	200W	300-1500VDC	24,32,48	4000VAC	215.00x125.00x50.00	RoHS CE

AC/DC converter specialized for mining industry



Series	Power	Input Voltage Range	Output Voltage (VDC)	Isolation	Dimension (mm)	Certification
PVA40-26B	40W	460-1500VAC	12,28,35	4200VAC	144.50x105.00x40.00	RoHS
PVA40-27B	40W	85-900VAC	18,24,30	4000VAC	138.00x82.00x32.00	RoHS
PVA70-27B	70W	85-900VAC	24,28,35	4000VAC	155.00x95.00x41.00	RoHS
PVA70-27B28-C	70W	85-900VAC	28.5	4000VAC	157.00x100.00x49.00	RoHS
PVA120-27B	120W	85-900VAC	24,28,35	4000VAC	170.00x107.00x52.00	RoHS
PVA120-27B-C	120W	85-900VAC	30,35	4000VAC	187.00x113.00x59.00	RoHS
PVA120-27B24-YL	120W	300-1200VDC/380VAC±20%	24	4000VAC	170.00x107.00x37.40	RoHS
PVA150-27Bxx	150W	85-850VAC	24,28,35	4000VAC	199.00x110.00x55.00	RoHS

AC/DC Enclosed

- Compact size with 1U low profile
- Output short circuit, over-current, over-voltage, over-temperature protections
- Withstand 300VAC surge input for 5s
- Over-voltage class III (designed to meet EN61558)
- Withstand 5G vibration test, meets 5000m altitude requirement
- Low standby power consumption (<0.3W), high efficiency (up to 91.5%)
- LED indicator for power on (200W/350W)
- Forced air cooling by built-in DC fan (350W)
- CE/CB/CCC approval
- Active PFC function is available
- 3-proof customization is available

15-600W AC/DC enclosed LM series

Series	Power	Input Voltage Range	Output Voltage (VDC)	Isolation	Dimension (mm)	Certification
LM15-23B NEW	15W	85-305VAC/100-430VDC	3.3,5,12,15,24,48	4000VAC	65.00x55.00x25.00	RoHS
LM25-23B NEW	25W	85-305VAC/100-430VDC	3.3,5,12,15,24,48	4000VAC	80.00x55.00x25.00	RoHS
LM35-23B NEW	35W	85-305VAC/120-430VDC	5,12,15,24	4000VAC	99.00x82.00x30.00	RoHS
LM50-23B NEW	50W	85-305VAC/120-430VDC	5,12,15,24,36,48	4000VAC	99.00x82.00x30.00	RoHS
LM75-23B NEW	75W	85-305VAC/120-430VDC	5,12,15,24,36,48	4000VAC	99.00x97.00x30.00	RoHS
LM100-23B NEW	100W	85-305VAC/120-430VDC	5,12,15,24,36,48	4000VAC	129.00x97.00x30.00	RoHS
LM150-23B NEW	150W	85-305VAC/120-430VDC	12,15,24,36,48	4000VAC	159.00x97.00x30.00	RoHS
LM35-20B	35W	85-264VAC/120-373VDC	5,12,15,24	4000VAC	215.00x115.00x30.00	RoHS
LM50-20B	50W	85-264VAC/120-373VDC	5,12,15,24,36,48	4000VAC	179.00x89.00x30.00	RoHS
LM75-20B	75W	85-264VAC/120-373VDC	5,12,15,24,48	4000VAC	179.00x89.00x30.00	RoHS
LM100-20B	100W	85-264VAC/120-373VDC	5,12,15,24,36,48	4000VAC	159.00x97.00x30.00	RoHS
LM150-20B	150W	85-264VAC/120-373VDC	12,15,24,36,48	4000VAC	159.00x97.00x30.00	RoHS
LM200-10B	200W	90-132VAC/180-264VAC	5,12,15,24,36,48	3000VAC	129.00x97.00x30.00	RoHS
LM350-10B	350W	90-132VAC/180-264VAC	5,12,15,24,36,48	3000VAC	215.00x115.00x30.00	RoHS
LM35-22B	35W	165-264VAC/180-373VDC	5,12,15,24	4000VAC	99.00x97.00x30.00	RoHS
LM50-22B	50W	165-264VAC/180-373VDC	5,12,15,24,36,48	4000VAC	99.00x82.00x30.00	RoHS
LM75-22B	75W	165-264VAC/200-373VDC	5,12,15,24,48	4000VAC	99.00x97.00x30.00	RoHS
LM100-22B	100W	165-264VAC/200-373VDC	5,12,15,24,36,48	4000VAC	99.00x97.00x30.00	RoHS
LM150-22B	150W	165-264VAC/180-373VDC	12,15,24,36,48	4000VAC	99.00x97.00x30.00	RoHS
LM200-12B	200W	176-264VAC/240-373VDC	5,12,15,24,36,48	3000VAC	99.00x97.00x30.00	RoHS
LM350-12B	350W	176-264VAC/240-373VDC	5,12,15,24,36,48	3000VAC	99.00x82.00x30.00	RoHS
LM450-12B NEW	450W	176-264VAC/240-373VDC	12,15,24,48	3000VAC	99.00x82.00x30.00	RoHS
LM600-12B NEW	600W	176-264VAC/240-373VDC	12,15,24,36,48	3000VAC	99.00x82.00x30.00	RoHS
LM30-00J0512-03E	30W	85-264VAC/100-370VDC	5±12/24	2000VAC	109.00x58.50x30.00	RoHS
LM35-10C	35W	85-264VAC/120-373VDC	+5/+12/-12,+5/+15/-15,+5/+24/+12	3000VAC	159.00x97.00x30.00	RoHS
LM35-10D	35W	85-264VAC/120-373VDC	+5/+12,+5/+24	3000VAC	159.00x97.00x30.00	RoHS
LM50-10C	50W	85-264VAC/120-373VDC	+5/+12/-12,+5/+15/-15,+5/+24/+12	3000VAC	129.00x97.00x30.00	RoHS
LM50-10D	50W	85-264VAC/120-373VDC	+5/+12,+5/+24	3000VAC	129.00x97.00x30.00	RoHS
LM75-10C	75W	90-264VAC/120-373VDC	+5/+12/-12,+5/+15/-15,+5/+24/+12	3000VAC	129.00x97.00x30.00	RoHS
LM75-10D	75W	90-264VAC/120-373VDC	+5/+12,+5/+24	3000VAC	99.00x97.00x30.00	RoHS
LM100-10C	100W	90-264VAC/120-373VDC	+5/+12/-12,+5/+15/-15,+5/+24/+12	3000VAC	215.00x115.00x30.00	RoHS
LM100-10D	100W	90-264VAC/120-373VDC	+5/+24,+12/+24	3000VAC	267.30x106.00x40.00	RoHS
LM150-12M	150W	180-264VAC/240-370VDC	12/24	3000VAC	199.00x99.00x50.00	RoHS (pending)

Note: Conformal coating(series with suffix "-C") is acceptable and terminal cover(series with suffix "-Q") is optional for LM and LMF series.

AC/DC Enclosed

75-1000W AC/DC enclosed LMF series (With PFC)



Series	Power	Input Voltage Range	Output Voltage (VDC)	Isolation	Dimension (mm)	Certification
LMF75-20B	75W	85-264VAC/120-370VDC	5,12,15,24,48	4000VAC	159.00x97.00x30.00	RoHS
LMF100-23B	100W	85-305VAC/120-430VDC	5,12,15,24,48	4000VAC	179.00x99.00x30.00	RoHS (pending)
LMF150-23B	150W	85-305VAC/120-430VDC	12,15,24,48	4000VAC	179.00x99.00x30.00	RoHS (pending)
LMF200-23B	200W	85-305VAC/120-430VDC	12,15,24,48	4000VAC	179.00x99.00x30.00	RoHS
LMF320-23B	320W	85-305VAC/120-430VDC	5,12,15,24,48	4000VAC	215.00x115.00x30.00	RoHS
LMF600-20B NEW	600W	85-264VAC/120-373VDC	5,12,15,24,27,36,48	4000VAC	203.10x101.60x40.60	RoHS (pending)
LMF1000-20B NEW	1000W	90-264VAC/120-390VDC	12/5,24/5,48/5	4000VAC	185.00x127.00x40.50	RoHS (pending)

Note: Conformal coating(series with suffix "-C") is acceptable and terminal cover(series with suffix "-Q") is optional for LM and LMF series.

120-550W AC/DC enclosed LOF series (With PFC)



Series	Power	Input Voltage Range	Output Voltage (VDC)	Isolation	Dimension (mm)	Certification
LOF120-20B	120W	85-264VAC/120-370VDC	12,15,24,27,36,48,54	4000VAC	76.20x50.80x31.00	RoHS (pending)
LOF225-20B	225W	85-264VAC/120-370VDC	12,15,24,27,36,48,54	4000VAC	76.20x50.80x31.00	RoHS (pending)
LOF350-20B	350W	90-264VAC/127-373VDC	12,15,24,27,36,48,54	4000VAC	127.00x76.20x25.40	RoHS (pending)
LOF450-20B NEW	450W	90-264VAC/127-373VDC	12,15,24,27,36,48	4000VAC	127.00x76.20x37.10	RoHS (pending)
LOF550-20B NEW	550W	90-264VAC/127-373VDC	12,15,24,27,36,48	4000VAC	127.00x76.20x39.10	RoHS (pending)

30-480W DIN35 package LI/LIF series



Series	Power	Input Voltage Range	Output Voltage (VDC)	Isolation	Dimension (mm)	Certification
LI30-20BxxPR2	30W	85-264VAC/120-370VDC	5,12,15,24,48	4000VAC	92.66x35.00x58.00	RoHS
LI60-20BxxPR2	60W	85-264VAC/120-370VDC	5,12,15,24,48	4000VAC	92.66x52.00x58.00	RoHS
LI75-20BxxR2	75W	90-264VAC/120-373VDC	12,24,48	4000VAC	30.00x128.00x120.00	RoHS
LI100-20BxxPR2	100W	85-264VAC/120-370VDC	12,15,24,48	4000VAC	92.66x70.00x58.00	RoHS
LI120-20BxxR2	120W	90-264VAC/127-370VDC	12,24,48	4000VAC	35.00x128.00x120.00	RoHS
LI120-20BxxR2S	120W	85-264VAC/120-370VDC	12,24,48	4000VAC	36.00x125.00x100.00	RoHS (pending)
LIF120-10BxxR2	120W	85-305VAC/100-430VDC	12,24,48	3000VAC	41.00x124.00x107.50	RoHS (pending)
LIF120-10BxxR2-EX	120W	85-264VAC/120-373VDC	12,24,48	3000VAC	32.00x124.00x110.00	RoHS (pending)
LIF240-10BxxR2 NEW	240W	85-264VAC/120-370VDC	12,24,48	3000VAC	37.10x127.00x76.20	RoHS (pending)
LIF480-10BxxR2 NEW	480W	85-264VAC/120-373VDC	24,48	3000VAC	48.00x131.39x125.00	RoHS (pending)



Parallel redundancy power supply

Series	Input Voltage Range (Vin)	Output Voltage (Vo/typ)	Output Current (Io)	Isolation	Dimension (mm)	Certification
LIR-20	22-60VDC	Vin-0.65V	20A	1500VAC	125.00x35.00x120.00	RoHS (pending)



150W AC/DC LI series specialized for marine engineering device

Series	Power	Input Voltage Range	Output Voltage (VDC)	Output Current (A)	Isolation	Dimension (mm)	Certification
LI150-13B29	150W	85-305VAC/100-430VDC	29	5.2	3000VAC	149.00x132.00x35.50	RoHS



Bus power supply KNX series for smart building

Series	Power	Input Voltage Range	Output Voltage (VDC)	Output Current (mA)	Isolation	Dimension (mm)	Certification
KNX20-22A640	20W	180-264VAC/254-370VDC	30	640	4000VAC	52.00x90.00x58.20	RoHS

IGBT Driver/ EMC Auxiliary Device

DC/DC converter for SiC gate driver



Series	Input Voltage (VDC)	Input Voltage Range(VDC)	Positive/Negative Output(VDC)	Output Current(mA)	Effi(%) (Typ)	Isolation	Certification
QA01C	15	13.5-16.5	+20/-4	+100/-100	80	3500VAC	RoHS
QA051C	5	4.5-5.5	+20/-5	+80/-40	79	3000VAC	RoHS
QA1201C-20	12	10.8-13.2	+20/-4	+100/-100	80	3500VAC	RoHS
QA121C2	12	10.8-13.2	+15/-3.5	+111/-111	81	3500VAC	RoHS
QA121C-20	12	10.8-13.2	+20/-5	+100/-100	79	3500VAC	RoHS
QA151C	15	13.5-16.5	+20/-5	+80/-40	78	3500VAC	RoHS
QA01C-18	15	13.5-16.5	+18/-3	+100/-100	79	3500VAC	RoHS
QA151C3	15	13.5-16.5	+15/-4	+100/-100	82	3000VDC	RoHS
QA151M	15	14.4-15.9	+15/-5	+100/-100	80	3500VAC	RoHS
QA2401C-20	24	21.6-26.4	+20/-4	+100/-100	80	3500VAC	RoHS

DC/DC converter for IGBT driver



Series	Input Voltage (VDC)	Input Voltage Range(VDC)	Positive/Negative Output(VDC)	Output Current(mA)	Effi(%) (Typ)	Isolation	Certification
QA01-A09	15	14.5-15.5	+9/-9	+55/-55	80	3000VAC	RoHS
QA01-09	15	14.5-15.5	+9/-	+111/-	80	3000VAC	RoHS
QA01	15	14.5-15.5	+15/-8.7	+80/-40	80	3000VAC	RoHS
QA03	24	23.3-24.7	+15/-8.7	+80/-40	80	3000VAC	RoHS
QA241	24	22.8-25.2	+15/-8	+120/-120	81	3000VAC	RoHS
QA151	15	14.25-15.75	+15/-8	+120/-120	81	3000VAC	RoHS
QA121	12	11.4-12.6	+15/-8	+120/-120	81	3000VAC	RoHS
QA04	12	9-15	+15/-8	+100/-80	80	3000VAC	RoHS
QA02	12	11.6-12.4	+15/-8.7	+80/-40	80	3000VAC	RoHS
QA01-17	15	14.5-15.5	+17/-8.7	+80/-40	77	3000VAC	RoHS
QA15115R2	15	13.5-16.5	+15/-2.5	+100/-100	80	3500VAC	RoHS
QA156D-24	15	13.5-16.5	+24	+150	80	12000VDC	RoHS
QA152D	15	13.5-16.5	+15/-9	+200/-200	83	4000VAC	RoHS
QAU242D2G	24	9-36	+24/+24	+150/+150	85	4200VAC	RoHS
QAW02	24	18-36	+15/-9	+200/-200	85	3000VDC	RoHS
QAW01	12	9-18	+15/-9	+200/-200	85	3500VAC	RoHS

Hybrid integrated IGBT driver



Series	VCE (max.)	Power Supply VCC(VDC)	Power Supply VEE(VDC)	Gate Voltage	Output Peak Current	Max. Frequency	Driving Channels	Isolation
QC962-8A	1700V	15	-10	+15V/-9V	±8A	40KHz	1	3750VAC

Hybrid integrated IGBT driver (Built-in isolated DC/DC converter)



Series	VCE (max.)	Power Supply VCC(VDC)	Gate Voltage	Output Peak Current	Max. Frequency	Driving Channels	Isolation	Certification
QP12W08S-37	1700V	15	+15V/-9V	±8A	20KHz	1	3750VAC	RoHS
QP12W08S-37A	1700V	12	+15V/-9V	±8A	20KHz	1	3750VAC	RoHS

EMC Auxiliary Device



Series	Function	Input Voltage Range	Max. Output Power/Current	Certification
FC-LX1D	EMC Filter	85-305VAC	1.5A	RoHS
FC-LX1D2	EMC Filter	85-305VAC	1.5A	RoHS
FC-L01DV1	EMC Filter	85-305VAC	0.3A	RoHS
FC-A01D	EMC Filter	9-36VDC	1A	RoHS
FC-AX3D	EMC Filter	10-36VDC	30W	RoHS
FC-B01D	EMC Filter	18-75VDC	1A	RoHS
FC-B02D	EMC Filter	18-75VDC	30W	RoHS
FC-D03D	EMC Filter	18-36VDC	50W	RoHS
FC-E03D	EMC Filter	36-75VDC	75W	RoHS
FC-C01D	EMC Filter	40-160VDC	10W	RoHS
FC-CX1D	EMC Filter	40-160VDC	30W	RoHS
FC-C03D	EMC Filter	40-160VDC	50W	RoHS
FC-CX3D	EMC Filter	66-160VDC	100W	RoHS
FI-B03D	EMI Filter	0-80VDC	3A	RoHS
FS-TD01D	485-AB Bus Surge Protection Module	0-5VDC	≤0.1	RoHS
FT-AX1D	EFT Suppressor	0-40VDC	1.5A	RoHS
FT-BX1D	EFT Suppressor	0-80VDC	1.5A	RoHS
FL2D	Common Mode Filter	/	0.5,1,3A	RoHS

Industrial Bus Isolation Transceiver Module/ Isolation Transmitter Selection Guide

Industrial Bus Isolation Transceiver Module

	Series	Function	Power Supply	Data Rate	Nodes	Certification
	TD041S485H NEW	DFN package isolated RS485 Transceiver	2.375-5.5,4.5-5.5VDC	1Mbps	256	RoHS
	TD(H)541S485H NEW	DFN package isolated RS485 Transceiver	4.75-5.25VDC	1Mbps	256	RoHS
	TD041S485S-F NEW	full duplex DFN package isolated RS485 transceiver	2.375-5.5,4.5-5.5VDC	20Mbps	256	RoHS
	TD(H)541S485S-F NEW	full duplex DFN package isolated RS485 transceiver	4.5-5.5VDC	20Mbps	256	RoHS
	TD041S485H-A NEW	DFN package isolated RS485 transceiver(automatic switching)	2.375-5.5,4.5-5.5VDC	500kbps	256	RoHS
	TD(H)541S485H-A NEW	DFN package isolated RS485 transceiver(automatic switching)	4.5-5.5VDC	500kbps	256	RoHS
	TD041S485S NEW	Ultrahigh speed DFN package isolated RS485 transceiver	2.375-5.5,4.5-5.5VDC	20Mbps	256	RoHS
	TD(H)541S485S NEW	Ultrahigh speed DFN package isolated RS485 transceiver	4.5-5.5VDC	20Mbps	256	RoHS
	TD321/521D485-L	Low power consumption single RS485 isolated transceiver module	3.17-3.45,4.75-5.25VDC	19.2kbps	16	RoHS CE
	TD331/531S485-L	Low power consumption SMD single high-rate RS485 isolated transceiver module	3.15-3.45,4.75-5.25VDC	19.2kbps	16	RoHS CE
	TD321/521D485	Cost-effective single RS485 isolated transceiver module	3.15-3.45,4.75-5.25VDC	19.2kbps	64	RoHS CE
	TD321/521S485	Cost-effective SMD single RS485 isolated transceiver module	3.15-3.45,4.75-5.25VDC	19.2kbps	64	RoHS CE
	TD331/531S485	SMD single RS485 isolated transceiver module	3.15-3.45,4.75-5.25VDC	19.2kbps	64	RoHS CE
	TDH301/501D485H-E	Single high speed high isolation RS485 isolation transceiver module(enhanced)	3.17-3.45,4.75-5.25VDC	1Mbps	256	RoHS CE
	TD322/522D485H-A	Dual channel RS485 isolated transceiver module (automatic switching)	3.15-3.45,4.75-5.25VDC	120kbps	32	RoHS CE
TD331/531S485H	SMD single high-rate RS485 isolated transceiver module	3.15-3.45,4.75-5.25VDC	150kbps	128	RoHS CE	
TD331/531S485H-A	SMD single RS485 isolated transceiver module (automatic switching)	3.15-3.45,4.75-5.25VDC	150kbps	128	RoHS CE	
TD321/521D485H	Single high-rate RS485 isolated transceiver module	3.15-3.45,4.75-5.25VDC	200kbps	64	RoHS CE	
TD321/521S485H	SMD single high-rate RS485 isolated transceiver module	3.15-3.45,4.75-5.25VDC	200kbps	64	RoHS CE	
TD301/501M485	Single high-rate compact size RS485 isolated transceiver module	3.15-3.45,4.75-5.25VDC	500kbps	64	RoHS CE	
TD321/521D485H-A	Single RS485 isolated transceiver module (automatic switching)	3.15-3.45,4.75-5.25VDC	500kbps	128	RoHS CE	
TD321/521S485H-A	SMD single RS485 isolated transceiver module (automatic switching)	3.15-3.45,4.75-5.25VDC	500kbps	128	RoHS CE	
TD321/521D485H-E	Single high-rate RS485 isolated transceiver module (enhanced)	3.15-3.45,4.75-5.25VDC	500kbps	256	RoHS CE	
TD321/521S485H-E	SMD single high-rate RS485 isolated transceiver module (enhanced)	3.15-3.45,4.75-5.25VDC	500kbps	256	RoHS CE	
TD331/531S485H-E	SMD single high-rate RS485 isolated transceiver module (enhanced)	3.15-3.45,4.75-5.25VDC	500kbps	256	RoHS CE	
	TD041S232H NEW	DFN package isolated 232 transceiver	2.375-5.5,4.5-5.5VDC	0-120kbps	1	RoHS
	TD541S232H NEW	DFN package isolated 232 transceiver	4.5-5.5VDC	0-120kbps	1	RoHS
	TD331/531S232H	SMD single high-rate RS232 isolated transceiver module	3.15-3.45,4.75-5.25VDC	0-115.2kbps	1	RoHS CE
	TD302/502D232H	Dual channels high-rate RS232 isolated transceiver module	3.0-3.6,4.5-5.5VDC	0-115.2kbps	2	RoHS
	TD041SCANH NEW	DFN package isolated CAN transceiver	2.375-5.5,4.5-5.5VDC	1Mbps	110	RoHS
	TD041SCANFD NEW	DFN package isolated CANFD transceiver	2.375-5.5,4.5-5.5VDC	5Mbps	110	RoHS
	TD(H)541SCANH NEW	DFN package isolated CAN transceiver	4.75-5.25VDC	1Mbps	110	RoHS
	TD(H)541SCANFD NEW	DFN package isolated CANFD transceiver	4.75-5.25VDC	5Mbps	110	RoHS
	TD321/521DCAN	Single universal CAN isolated transceiver module	3.15-3.45,4.75-5.25VDC	5k-1Mbps	110	RoHS CE
	TD321/521SCAN	SMD single universal CAN isolated transceiver module	3.15-3.45,4.75-5.25VDC	5k-1Mbps	110	RoHS CE
	TD301/501DCANHE	High surge protective CAN isolated transceiver module	3.15-3.45,4.75-5.25VDC	20k-1Mbps	110	RoHS CE
	TD301/501DCANHW	Wakeable high-speed CAN isolated transceiver module	3.15-3.45,4.75-5.25VDC	40k-1Mbps	110	RoHS
	TDH301/501DCAN	Single high isolation CAN isolation transceiver module	3.15-3.45,4.75-5.25VDC	5k-1Mbps	110	RoHS
	TD301/501MCAN	Single high-rate compact size CAN isolated transceiver module	3.15-3.45,4.75-5.25VDC	40k-1Mbps	110	RoHS CE
	TD321/521DCANH	Single high-rate CAN isolated transceiver module	3.15-3.45,4.75-5.25VDC	40k-1Mbps	110	RoHS CE
TD321/521SCANH	SMD single high-rate CAN isolated transceiver module	3.15-3.45,4.75-5.25VDC	40k-1Mbps	110	RoHS CE	
TD322/522DCAN	Dual channels CAN isolated transceiver module	3.15-3.45,4.75-5.25VDC	40k-1Mbps	110	RoHS CE	
TD331/531SCANH	SMD single high-rate CAN isolated transceiver module	3.15-3.45,4.75-5.25VDC	40k-1Mbps	110	RoHS CE	
CTD331/531SCANH	Automotive SMD single high-rate CAN isolated transceiver module	3.15-3.45,4.75-5.25VDC	40k-1Mbps	110	RoHS CE	
TD301/501MCANFD	Single high-rate compact size CANFD isolated transceiver module	3.15-3.45,4.75-5.25VDC	40k-5Mbps	110	RoHS CE	
TD331/531SCANFD	SMD single CANFD isolated transceiver module	3.15-3.45,4.75-5.25VDC	40k-5Mbps	110	RoHS CE	
	TLAXX-03KCAN	Integrated isolated CAN AC/DC power supply	85-305VAC/100-430VDC	5-1000kbps	110	RoHS CE
	TLAXX-03K485L	Integrated isolated 485 AC/DC power supply	85-305VAC/100-430VDC	19.2kbps	128	RoHS CE
	TLAXX-03K485	Integrated isolated 485 AC/DC power supply	85-305VAC/100-430VDC	500kbps	128	RoHS CE
	TD3/5USPCAN NEW	Isolated UART/SPI T to CAN Module	3.15-3.45,4.75-5.25VDC	5k-1Mbps	110	RoHS CE

Signal isolator/ isolation barrier

	Series	Function	Input Signal	Output Signal	Feature
	TAxx0W	Analog signal	4-20mA,0-10V	0/4-20mA,0-10V	DIN-Rail power supply
	TAx05W	DC current input analog signal	4-20mA	4-20mA,1-5V,0-10V	DIN-Rail power supply
	TAx06W	Passive Barrier	4-20mA	4-20mA	/
	TRxx0PW	Programmable RTD	Pt100,Cu50,Cu100	0/4-20mA,0/1-5V,0/2-10V	DIN-Rail power supply
	TR1x0PWE	Programmable RTD	Pt100,Cu50,Cu100	0/4-20mA,0/1-5V,0/2-10V	DIN-Rail power supply
	TCxx0PW	Programmable thermocouple	R,S,K,J,T,B,E thermocouple,mV signal	0/4-20mA,0/1-5V,0/2-10V	DIN-Rail power supply

Signal Conditioning Module/LED driver Transformer Selection Guide

Signal Conditioning Module



Series	Function	Input Signal	Output Signal	Isolation	Certification
T_L	Two-wire loop power supply	0-2.5V	3.7-22mA	2000VAC	RoHS CE
T_HL	Two-wire self-powered module with HART	0-2.5V	3.7-22mA	2000VAC	RoHS CE
TE_HN	Active high precision high isolated detection type signal	0-5V	0-5V	4000VAC	RoHS
TF_GN	Active module	0-5V	±10V	2000VAC	RoHS CE
TF_N	Active module	0-5V,0-10V	0/4-20mA,0-5V,0-10V	2000VAC	RoHS CE
TN_T NEW	SMD signal self-driving module	0-2.5V,0-5V,0-10V	0/4-10mA,0-2.5/5/10V	2500VDC	RoHS CE (pending)
TE_AN	Active module positive and negative signal	±5V,±10V	0-5V,0-10V	2000VAC	RoHS CE
TE_CN	Active module positive and negative signal	±5V,±10V	±5V,±10V	2000VAC	RoHS CE
TI_CP	Active high precision signal	±5V,±10V	±5V/±10V,±20mA	2500VDC	RoHS
TM_P	Active high precision signal (mV-class)	0-10/20/30/50/75/100mV	0/4-20mA,0-5V,0-10V	2500VDC	RoHS
TM_CP	Active high precision signal (mV-class)	±10/±20/±50/±75/±100/±200mV	±5V/±10V	2500VDC	RoHS
TEM_AN	Active, mV-class, positive and negative signal	±75mV/±100mV	0-5V	2000VAC	RoHS CE
TEM_CN	Active, mV-class, positive and negative signal	±50mV/±100mV/±200mV	±5V/±10V	2000VAC	RoHS CE
T1100N	Passive module	4-20mA	4-20mA	3000VDC	RoHS CE
T1100L	Passive module	4-20mA	4-20mA	3000VDC	RoHS CE
T1100L-F	Passive module (loop power supply)	4-20mA	4-20mA	3000VDC	RoHS CE
TE_N	Active module	0-5V,0-10V,4-20mA	0-5V,0-10V	2000VAC	RoHS CE
TE_T NEW	Active high precision positive signal	0-5V,4-20mA	0-5V,0-5V	2000VAC	RoHS
T_P	Active module	0-5V,0-10V,0/4-20mA	0/4-20mA,0-5V,0-10V	2500VDC	RoHS
TFW_N	Active high precision PWM signal	PWM signal 0-100%	0-20mA,0-10V	2000VAC	RoHS CE
TRP_P	RTDs detection type isolated module	Pt100(0-500°C)	4-20mA	2000VAC	RoHS CE

LED driver



Series	Input Voltage Range	Output Voltage (VDC)	Output Current (mA)	Effi(%) (Typ)	Package	Certification
KC24H-1000	5.5-48VDC	3.3-36	1000	97	DIP	RoHS
KC24H-1200	5.5-48VDC	3.3-36	1200	97	DIP	RoHS
KC24H-R	5.5-46VDC	3.3-36	0-300,0-350,0-500,0-600,0-700	95	DIP	RoHS
KC24W	5.5-48VDC	3.3-36	0-300,0-350,0-500,0-600,0-700	96	DIP	RoHS
KC24RT	5.5-48VDC	3.3-36	0-300,0-350,0-500,0-600,0-700	96	SMD	RoHS
KC24JT NEW	6-36VDC	3.3-36	300,700	94	SMD	RoHS

Transformer



Series	Power	Input Voltage Range	Output Voltage (VDC)	Output Channels	Control Mode	Bobbin	Package	Isolation	Certification
TSHT5.8-01	1W	4.5-5.5VDC	5	1	push-pull	/	SMD	3000VDC	RoHS
TTB05xx-1T	1W	4.5-5.5VDC	5,9	1	push-pull	/	SMD	1650VDC	RoHS
TTURB-6T	6W	9-36VDC	5	1	flyback	ER11.5	SMD	1650VDC	RoHS
TTURA-10T	10W	9-36,18-75VDC	±5,±15	2	flyback	ER11.5	SMD	1650VDC	RoHS
TTURB-10T	10W	9-36,18-75VDC	5	1	flyback	ER11.5	SMD	1650VDC	RoHS
TTURB-20T	20W	9-36VDC	5	1	flyback	ER14.5	SMD	1650VDC	RoHS
TTLS03-15B-T	3W	85-305VAC	5,12	1	flyback	EPC13	SMD	3000VAC	RoHS
TTLDE05-20B-D	5W	85-264VAC	5,12	1	flyback	EE10	SIP	4000VAC	RoHS
TTLHE10-20B-D	10W	85-264VAC	5,12	1	flyback	EFD15	SIP	3000VAC	RoHS
TTLHE20-20B-D	20W	85-264VAC	12	1	flyback	EFD20	SIP	4000VAC	RoHS
TTLHE25-20B-D	25W	85-264VAC	12	1	flyback	EFD25	SIP	4000VAC	RoHS


Transformer for automotive (Meet AEC-Q200 standard)



Series	Power	Input Voltage Range	Output Voltage (VDC)	Output Channels	Control Mode	Bobbin	Package	Isolation	Certification
CTTF-1T	1W	4.5-5.5VDC	5	1	push-pull	/	SMD	3000VDC	RoHS
CTTFB-1T	1W	4.5-5.5VDC	5	1	push-pull	/	SMD	3000VAC/4250VDC	RoHS
CTTURB-6T	6W	9-36VDC	5	1	flyback	ER11.5	SMD	1650VDC	RoHS
CTTURA-10T	10W	9-36,18-75VDC	±5,±15	2	flyback	ER11.5	SMD	1650VDC	RoHS
CTTURB-10T	10W	9-36,18-75VDC	5	1	flyback	ER11.5	SMD	1650VDC	RoHS
CTTURB-20T	20W	9-36VDC	5	1	flyback	ER14.5	SMD	1650VDC	RoHS


IC Selection Guide

AC/DC power control IC




Series	Power	Topology	Control Mode	Fsw ¹ (kHz)	Vds(max) (V)	HV ²	OTP ³	OVP ⁴	OCP ⁵	Package
SCM1703A	≤5W	flyback	current mode SSR	110	650V	built-in	built-in	built-in	built-in	SOP-7
SCM1710A	5-60W	flyback	current mode SSR	110	/	/	external	built-in	built-in	SOP-8
SCM1733A	≤20W	flyback	current mode SSR	70	650V	built-in	built-in	built-in	built-in	SOP-8
SCM1725A	≤20W	flyback	current mode PSR	120	/	built-in	built-in	built-in	built-in	SOP-7
SCM1738A	≤8W	flyback	current mode PSR	110	650V	built-in	built-in	built-in	built-in	SOP-7

AC/DC power start-up IC




Series	Input Voltage Range	Ivdd(min)(mA)	Ivdd(max)(mA)	Operating Junction Temperature	Vvdd(max)(V)	Package
SCM9601A	40-700VDC	0.8	4	-40°C to +125°C	20	SOT-23
SCM9602A	40-700VDC	1	4	-40°C to +125°C	20	SOT-23

DC/DC power control IC




Series	Power	Topology	Control Mode	Vds(max) (V)	OTP ³	OCP ⁵	SCP ⁶	UVLO ⁷	OLP ⁸	Package
SCM1101A	5-40W	flyback/forward	current mode	480	/	built-in	built-in	built-in	built-in	MSOP-8
SCM1212A	≤1W	push-pull	current mode	/	built-in	/	built-in	built-in	/	SOT-23-5

DC/DC power start-up IC




Series	Input Voltage Range	Ivdd(min)(mA)	Ivdd(max)(mA)	Operating Junction Temperature	Vvdd(max)(V)	Package
SCM9603B	4-85VDC	2.3	20	-40°C to +125°C	10	SOT-23

DC/DC power non-isolated buck control IC




Series	Vcc(V)	Output Current (max)(A)	Switching Frequency(KHz)	Operating Junction Temperature	Synchronous Rectification	Package
SCM1301A	4.5-40	1	700	-40°C to +150°C	/	TSOT23-6L
SCM1316A	7-38	6	130-300	-40°C to +150°C	✓	QFN5*5-20

Interface IC




Series	Vcc(V)	Data Bus	Duplex Mode	Nodes	NO. of TX	NO. of TR	Baud Rate (Mbps)	Package
SCM3403A	3.0-5.5	RS485/RS422	Half	/	1	1	12	SOP-8
SCM3421A	4.5-5.5	CAN	Half	110	1	1	1	SOP-8
SCM3422A	4.5-5.5	CAN	Half	110	1	1	1	SOP-8
SCM3423A	4.5-5.5	CAN	Half	110	1	1	1	SOP-8

Contact power saving controller IC



Series	Vcc(V)	Fast Shutdown Function	F _{BUCK} ⁹	V _{ACT_AC} ¹⁰	V _{OFF_AC} ¹¹	Package
SCM1501B	16.5-500	✓	23.5kHz	2.4V	1.6V	ESOP-8
SCM1502A	7-40	✓	23.7kHz	0.8V	0.6V	ESOP-8

Digital Isolators IC



Series	Vcc(V)	Transmission Rate(bps)	NO. of TX	NO. of TR	Withstand Voltage(kV rms)	Default Output	Package
SCM3721A	3.0-5.5	150K	2	1	3	High	SOP-8
SCM3723A	3.0-5.5	150K	2	2	3	High	SOP-8
SCM3725A	3.0-5.5	10M	2	1	3	High	SOP-8
SCM3728A	3.0-5.5	10M	2	2	3	Low	SOP-8

Note:

Fsw¹: operating switching frequency

HV²: internal high voltage start-up switch

OTP³: over-temperature protection

OVP⁴: over-voltage protection

OCP⁵: over-current protection

SCP⁶: short circuit protection

UVLO⁷: under-voltage lockout

OLP⁸: open-loop protection

F_{BUCK}⁹: post-stage average switching frequency

V_{ACT_AC}¹⁰: VT pin contactor operating voltage

V_{OFF_AC}¹¹: VT pin contactor turn-off voltage

Caution

■ Purpose:

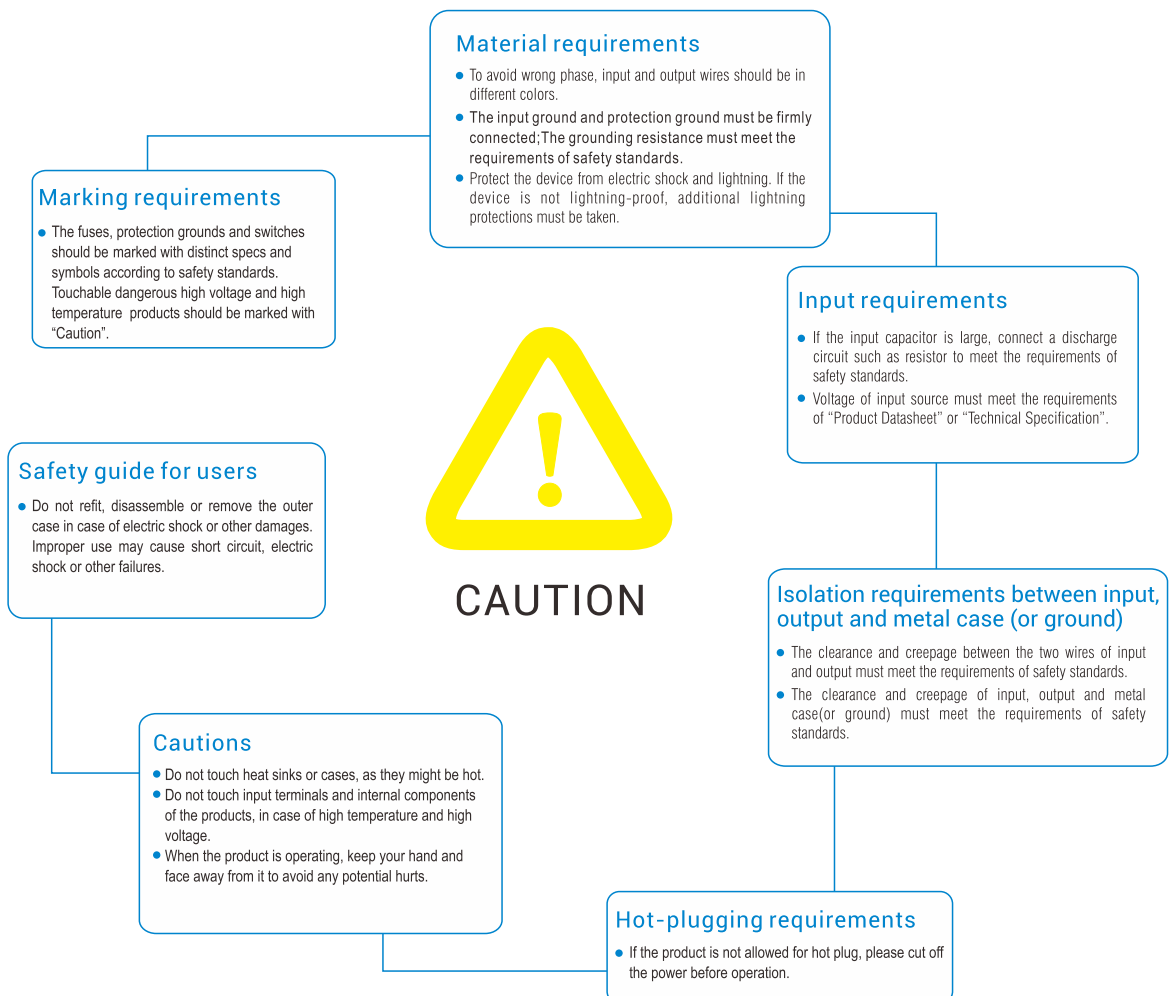
To prevent potential safety problems while using the products.

■ Scope:

AC/DC, DC/DC, EMC Auxiliary Device, Isolation Transmitter, LED Driver and IGBT Driver manufactured by Mornsun Guangzhou Science & Technology Co., Ltd.

■ Contents:

Users should comply to all the contents of Product Datasheet carefully before selection, design, or production, and design and use the products according to the requirements of Product Datasheet.



More information about application, please contact us.

Tel: 020-38601850 E-mail: fae801@mornsun.cn

15-1000W

Enclosed Switching Power Supply



Website



Reliable performance



Low cost



Fast delivery



20+ years experience

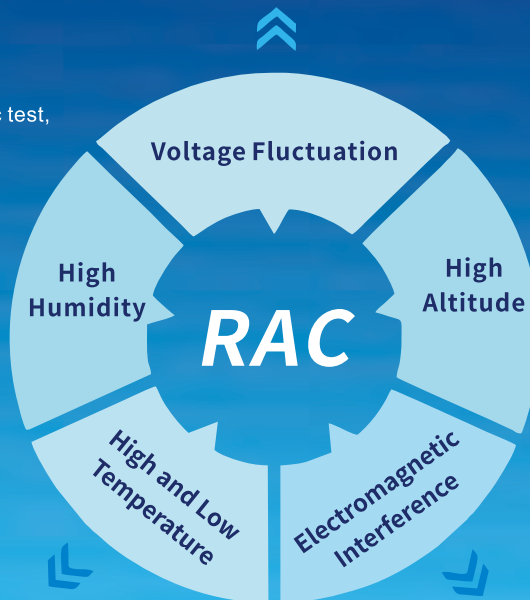
305RAC

• • • • Reliable under All Conditions • • • •

- Input voltage may rise above 264vac when voltage fluctuation caused by load change or power source as generator

- Humidity test:
Temperature/humidity cyclic test,
High temperature and high humidity test,
Constant temperature & humidity test

- Operation altitude up to 5000m
Altitude simulation test:
high temperature test,
low temperature test,
aging test, etc



- Low temperature:
-25°C to -40°C
- High temperature:
+70°C to +80°C

- Lightning/Surge Immunity
- EMI: CISPR32/EN55032
CLASS A/B



**Best-in-class
performance**



**handle voltage
fluctuations easily**



**Widely used in
almost any harsh
conditions**

305

85-305VAC input voltage

RAC

— Reliable under All Conditions

Best-in-class performance. Handle the voltage fluctuation easily. High-input-voltage capability, high-low-temperature reliability, high-humidity reliability, high-altitude reliability and good EMC performance under almost any harsh conditions.

LM/LMF Series
Enclosed power supply

LO Series

LS-R3 Series

LD-R2 Series



Website

More information, please visit:

www.mornsun-power.com



MORNSUN Power

No.8 Nanyun 4th Road, Huangpu District, Guangzhou, China

Tel: 020-38601850 Fax: 020-38601272

E-mail: info@mornsun.cn

MORNSUN America,LLC

Add: PO Box 107 Maynard, MA 01754

Tel: +1 (978) 443 6719

Email: info@mornsun.cn

www.mornsunamerica.com

MORNSUN Power GmbH

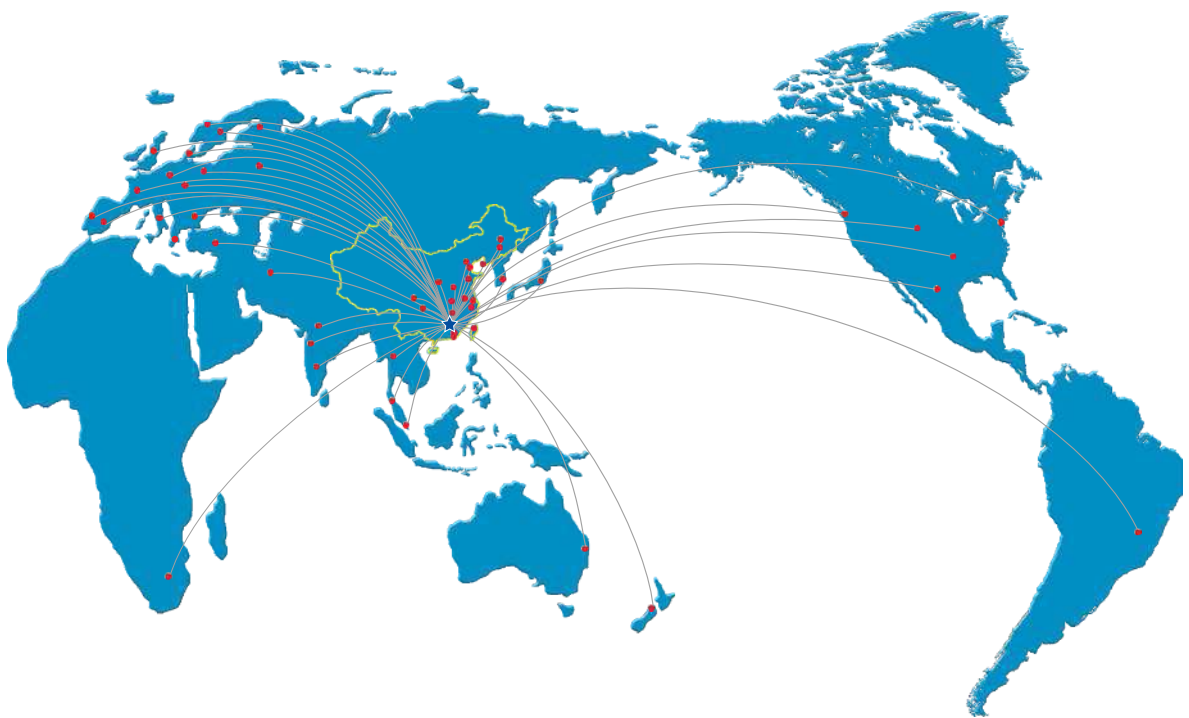
Add: Mayerbacher Straße 32, 85737 Ismaning,DE

Tel: +49 (0) 89/693 350 20

Email: info@mornsunpower.de

www.mornsunpower.de

Distributions



China



Australia



Austria



Benelux



Brazil



Bulgaria



Czech Republic



Canada



Denmark



Finland



France



Germany



India



Iran



Israel



Italy



Japan



Korea



Malaysia



Mexico



New Zealand



Norway



Poland



Portugal



Russia



Singapore



South Africa



Spain



Sweden



Switzerland



Thailand



Turkey



Ukraine



United Kingdom



United States



Vietnam